

# **MAGIC** The Gathering **GRAND PRIX**

**VALENCIA**

**2013**

**TRAVEL GUIDE**



## Contents

0. Introduction, Or All You Need to Know about...	3
1. Tournament venue	4
2. Hotels	5
Staff Hotel	5
Hotels closest to GP Valencia 2013 venue	5
Other hotels	6
3. Tourist attractions	6
Most popular tourist spots	6
Less well-known places worth visiting	10
4. Food and Drink	10
Restaurants close to the GP venue	10
Eating in central Valencia	11
Restaurants for less than 15€ in Valencia	11
Restaurants for less than 30€ in Valencia	12
5. Transport in the city	13
Bus	13
Metro - Tram	13
Bike (Valenbisi)	14
Taxi	14
6. How to fly to Valencia?	14
7. Tips for security	15
8. Local game stores	16

### Judge Contact in Valencia

Antti Koivisto

(+34) 685 266 819

(+358) 44 5370933

koivisto.antti@yahoo.es

### Authors

- Ángel Berlanas
- Antti Kiovisto
- Christian Busquiel
- David Clavel
- José Miguel Sánchez
- Sandra Regalado

## 0. Introduction, Or All You Need to Know about...

### Valencia, The City of Guilds

Welcome, traveller, to Valencia, the City of Guilds. Perhaps you are unfamiliar with the city and its inhabitants? Then it is better you get to know them before entering, as you might want to know who you are dealing with. First of all, check our [Guild Map](#).

From the den of **Selesnya** in the west to the habitat of **Simic** in the east by the sea, this lively city is flushed with green. Visitors can marvel at the flora and fauna in [Bioparc](#), where **Selesnya** is rooted, or visit the stomping ground of **Gruul**, [Jardines del Real](#) – just remember to leave before nightfall, to avoid any undesirable encounters. The same goes for the dwellings of **Golgari**, [Río Túria](#), an ancient riverbed that tempts the eye in the daylight with its lush gardens, yet at night hides things best left undiscovered. A glimpse at the darker side of the guild can be found at the bridge [Pont del Regne](#), with its gargoyles and a view on a long-dead giant, just waiting to be reanimated.



If science is your thing, all you have to do is walk towards the sea till the end of the old riverbed, to the establishments of the **Izzet** guild, also known as [Museu de les Ciències Príncipe Felipe](#). There you can see inventions being made, and perhaps you will be allowed to even experiment yourself. Just be careful not to end up as a part of an **Izzet** experiment! If science is not for you, you can head towards the residence of the **Simic** guild, [L'Oceanogràfic](#), which is located right next to the **Izzet** one. There you can watch sea life evolve in its natural habitat through a glass wall. Who knows, a keen observer might get a glimpse of the life of the local merfolk, residing just off the coast line next to the establishments.

Once you have gotten your bearings outside the city walls, it's time to go in. Head to one of the city entrances, [Torres de Serranos](#) or [Torres de Quart](#). These are the residence of the **Boros** guild which stands guard over the city. Though the towers are all that is left of the guild's heyday, don't be fooled! No troublemaking within the city limits, or you might find yourself in front of the court of **Azorius**, the guild that maintains law in the city. Their court has been dealing swift justice in [Plaza de la Virgen](#) every Thursday at noon since times immemorial. The assembly might be worth seeing – just don't be the one standing accused in front of the tribunal, of course.

Between Plaza de la Virgen and [Plaza de la Reina](#) you can find the guildhall of **Orzhov**. This impressive [cathedral](#) will not leave a visitor unmoved, as the guild will not leave unmoved those dealing with it. Just remember to not to get indebted to **Orzhov** during your visit if you want to leave Valencia. If you are hellbent on partying and having fun, then [Barrio del Carmen](#) is where you are headed. It is but a hop, skip and a jump away from the **Orzhov** guildhall. Just follow the narrow, meandering streets to the old part of the city, the quarter of the guild **Rakdos**, and you are guaranteed to find food for your heart's content, and parties all the way till the late morning hours. Just be careful not to end up as the centre of attention in a **Rakdos** party – it just might turn out to be more you can take.

The last, but not the least of the guilds is **Dimir**. The centre of the shady activities of this guild which is behind all things Valencian can be found at the City Hall square, or [Plaza del Ayuntamiento](#). Although rare people are aware of it, **Dimir** pulls all the strings behind the activities in the city, and has its representatives in all levels of the society. The [Ayuntamiento](#) with its beautiful square is worth seeing, but don't mess with these guys, or you'll be lucky if you are just thrown in the arena, or [Plaza de Toros](#) (just around the corner from the City Hall) with the **Gruul** beasts. That is the **Dimir** way of being merciful.

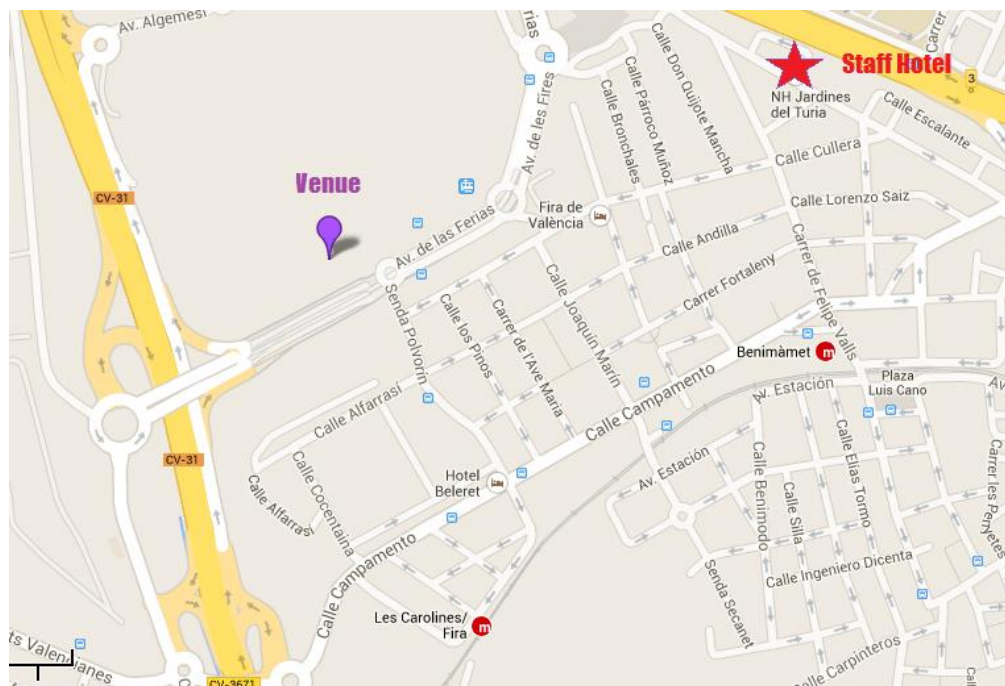


### 1. Tournament venue

**FERIA VALENCIA**

*Avenida de las Ferias S/N, 46035 Valencia (Feria Valencia)*

[www.feriavalencia.com](http://www.feriavalencia.com)



*Feria Valencia is one of the biggest fair areas in Europe, and it counts with modern facilities and a lot of services. There are many hotels close by, and it is well connected with the main city. Its location makes it easy to arrive from the main roads and highways of the city and it connects easily with the airport, without entering Valencia, because it is placed between CV-31 and CV-35.*

### **Airport:**

You can take the metro at the Airport, get off at Benimaclet station and transfer to tram line 4 to the direction of Fira. (Attention, not every Line 4 tram has **Fira** as destination, please check the sign in the tram before taking it; if it goes to the Fira it is specifically mentioned.)

### **Train:**

If you arrive by train to Valencia Nord station, we encourage you to take EMT bus line 62, with a stop near the station. Metro is also an option for both Valencia Nord and Joaquín Sorolla (AVE) stations. Take line 3 or 5 towards Rafelbunyol, get off at Benimaclet, and transfer to tram line 4 towards Fira.

### **Bus:**

If you come by bus to the bus station, you may also take EMT bus line 62 (towards Almasora/Terramar), with a stop near Nuevo Centro / Corte Inglés, just the next block. Your stop will be Fires - Senda del Polvorí. You may also take the metro line 1 towards Llíria and get off at Empalme. Transfer to tram line 4 towards Fira.

We recommend you to visit the place [website](#) so you can take a virtual walk and better know its facilities.

## **2. Hotels**

### **Staff Hotel**

#### **NH Jardines del Turia** (900m)

- 3 stars
- 76 € / night

This hotel is a 10-minute walk from the venue. To get there you just have to start walking to your left when leaving the hotel. Turn right into Calle Bicorp. Turn left into Carrer de Felipe Valls. Turn right into Calle Cullera. Finally, turn right into Avenida de las Ferias.

### **Hotels closest to GP Valencia 2013 venue**

- Though there are many hotels close to the GP venue (Feria Valencia), we have listed here the closest and least expensive ones found at the time the guide was being made. Thus the prices may vary from the prices given here the closer we get to the event dates.

#### **1. Beleret** (450 m)

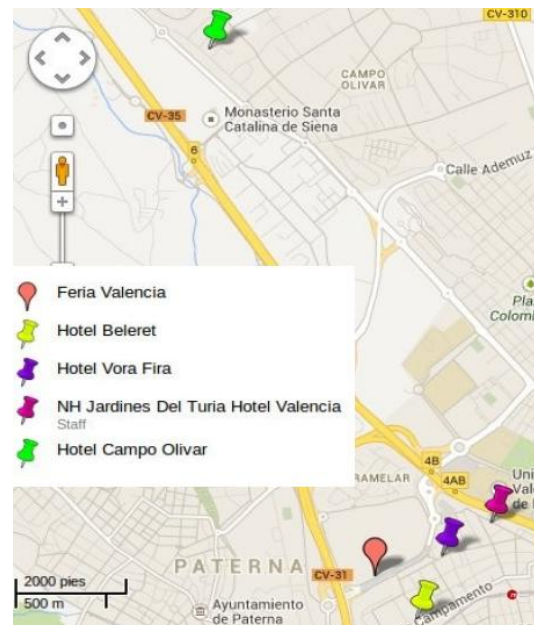
- 3 stars
- 98 € / night

#### **2. Vora Fira Valencia** (600 m)

- 4 stars
- 70 € / night

#### **3. Hotel Campo Olivar** (5,6 km)

- 1 star
- 75 € / night



### Other hotels

On the other hand, there are also less expensive choices but they tend to be located further from the venue and thus require extra travelling.

#### 5. Hostal El Rincón

Single room: 13 € / night

Triple room with a toilet: 48 € / night

Metro station: Colón and Angel Guimera

#### 6. Hostal Residencial RR

25 € / night

450 m from the venue

#### 7. Pio XII Apartaments

Double room: 70 € / night

Metro station: Túria

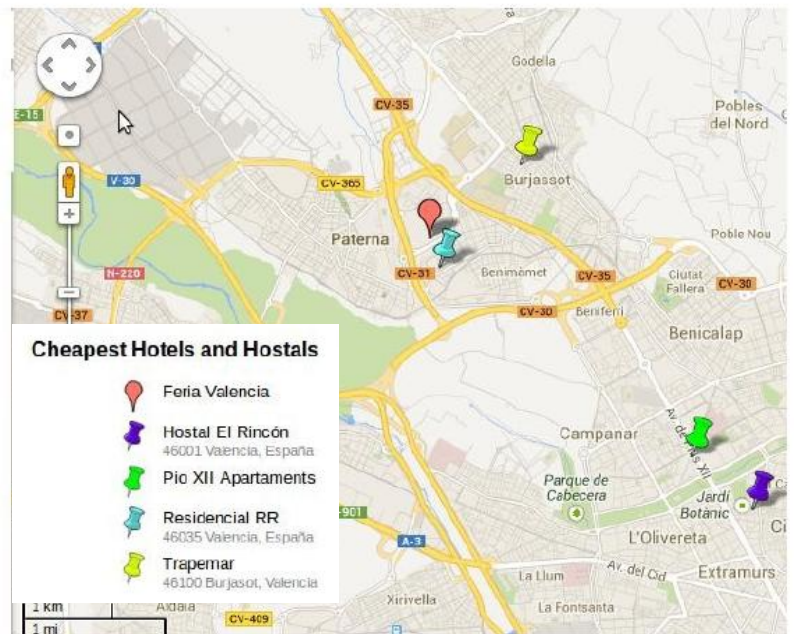
#### 8. Hotel Trapemar

Single room: 80 € / night

Double room: 120 € / night

Triple room: 150 € / night

Metro station: Burjassot-Godella



### 3. Tourist attractions

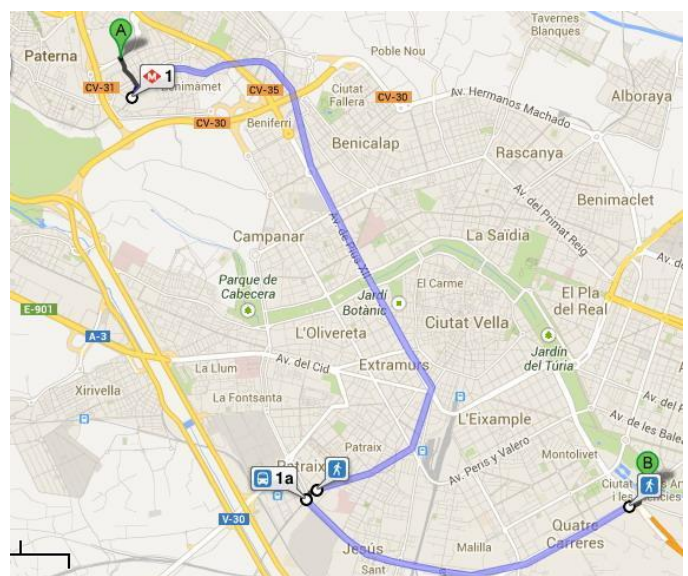
#### Most popular tourist spots

##### City of Arts and Sciences ([\*Ciudad de las Artes y las Ciencias\*](#))

One of the most famous tourist spots in Valencia. A museum composed by four main buildings: L'Hemisfèric, Palau de les Arts Reina Sofia (Art Palace Queen Sofia), Museu de les Ciències Príncepe Felipe (Science Museum Prince Felipe), and L'Umbracle.

##### How to get there from the venue?


- At metro station Les Carolines/Fira , take the train direction TorrentAVINGUDA.
- Get off at Safranar station (11 stops).
- Walk to the avenue Tres Creus (Tres Cruces).
- Take the bus line 1A towards C.C. El Saler (8 stops).
- When you arrive there, you'll see the City of Arts and Sciences within a walking distance.





- **L'Hemisfèric**

*An eye-shaped building which holds a spherical cinema with both 3D projection and laser technology where you can live an awesome movie experience. The cost for a ticket is 8'80€.*



- **Palau de les Arts Reina Sofia (Art Palace Queen Sofia)**

*A fish-shaped building for opera and cultural performances.*



- **Museu de les Ciències Príncipe Felipe (Science Museum Prince Felipe)**

*An interactive museum where you can experience many scientific phenomena by experimenting on them. The ticket costs about 8 € without any discount.*



- **L'Umbracle**

*A shaded place to rest and relax, in which you can feel fresh air while feeling covered although the ceiling does not provide actual cover (free entrance).*



- **Oceanogràfic**

*Europe's largest aquarium. Many different ecosystems are represented in this place. There is also an Aviary where you can see many different birds. An incredible travel through the oceans of the world.*

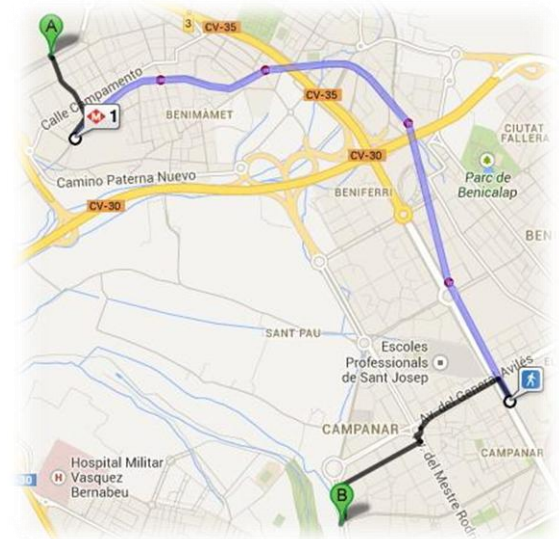
*Oceanogràfic is located next to the City of Arts and Science. The cost for the ticket without any discount is 27'90 €.*



## Bioparc



Bioparc is a new generation zoo based on the concept of zoo-immersion, which allows you to feel as if you were in each habitat. The cost of the ticket is 23'80 €.



### How to get there:

- At metro station Les Carolines/Fira , take the train direction TorrentAVINGUDA.
- Get off at Campanar – La Fe station (5 stops).
- Walk west along Avenue General Avilés until you get to the second roundabout.
- Walk south along Avenue Pío Baroja.
- You should see Bioparc on your right.

## Torres de Serranos (The Serranos Tower)

These towers were the main entrance to the city of Valencia in the Middle Ages. The city was surrounded by a river and fortified with a wall. Among the 12 towers that existed, this entrance was the main one to the city. Another remaining pair of towers, Torres de Quart, can be found on the street Calle Quart.

Torres de Serranos is open for visits for only 2€ and you can reach the top to enjoy one of the most beautiful sights of the city.

### How to get there:

Walk to the metro station Les Carolines/Fira from the venue.

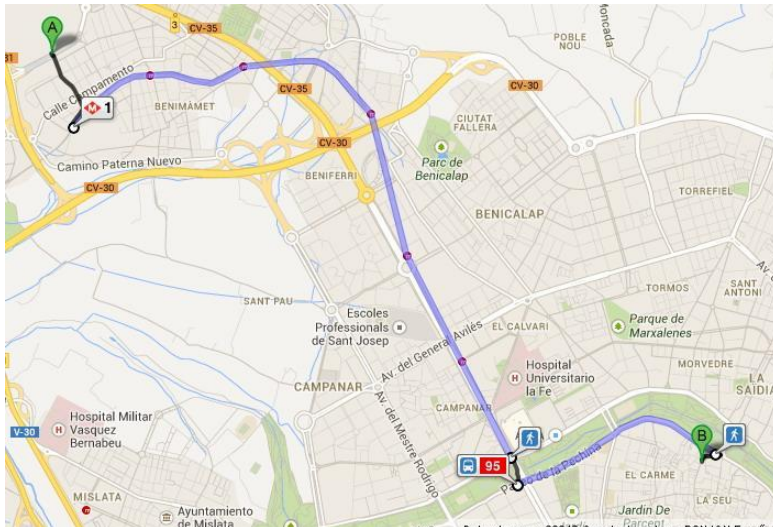
Take the train with end station TorrentAVINGUDA.

Get off at Túria (6 stops).

Then, you can either take bus number 95 towards Museu de les Ciències or walk next to or in the old river bed of the River Túria to get there (walking is a good option, since you can see the park of the river bed and it is not too far away).



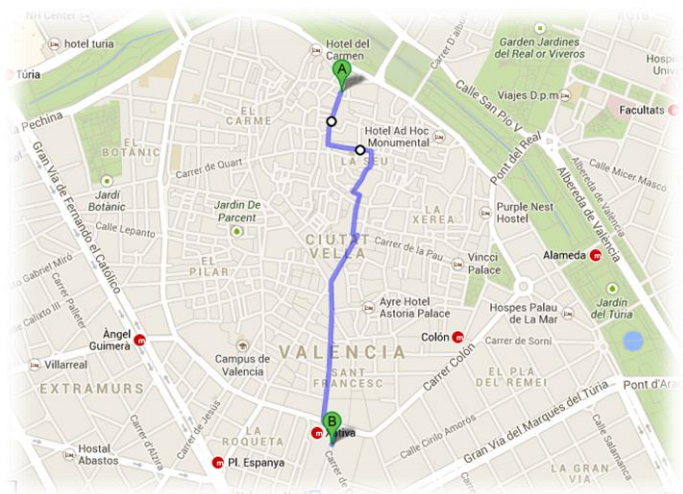




- **Plaza de la Virgen – Plaza de la Reina – Plaza del Ayuntamiento – Plaza de Toros**

*This walk takes you through the beautiful old centre of Valencia (Ciutat vella) in about 15 minutes – not counting all the time you are guaranteed to spend marvelling at all the sights along the way.*

*The walk starts (or ends, if you prefer) at the Serranos Towers (see before). Walk through the gate and walk along the street until you come to the crossing of Carrer dels Cavallers. Turn left, and soon you will enter the Plaza de la Virgen square, facing the basilika entrance, with the plaza fountain in between. You can take either of the two exiting streets at the right hand end of the square, they will both lead you around the cathedral into Plaza de la Reina, where the cathedral main entrance is located. Plaza de la Virgen is also the venue for the Court of Waters assembly every Thursday (see below, Less well-known places worth visiting).*



*In Plaza de la Reina, after visiting the cathedral where according to some sources The Holy Chalice resides and maybe climbing up to the bell tower called Miguelete to observe the magnificent views over the city, you can cross the square to the south. At the south end you can try the famous local drink horchata (see Food and Drink – Horchatería Santa Catalina) before continuing along the street Carrer de Sant Vicent Màrtir. There's a small round square (Plaza Redonda), with its vendors' booths, hidden off the first corner to the right when you continue from Plaza de la Reina, which you might want to investigate if you have the time.*

*Continuing straight on Carrer de Sant Vicent Màrtir you will soon come to a crossroads where the street veering to the left takes you along our route to the City Hall square, Plaza del Ayuntamiento. Again, if you can spare the time, you may want to try the street going to your right, and discover the Market Hall with its abundant offerings (open only till 1pm!) and La Lonja, the old centre of silk trade, nowadays a museum.*

After crossing to the far south end of the City Hall square take the street Av. Del Marqués de Sotelo and you will already see in front of you our final goal, the RENFE train station, Valencia Nord, and next to it the bullfighting ring, Plaza de Toros. Here you can also find one of the busiest metro stations of Valencia, Xàtiva.

### Less well-known places worth visiting

- **[Restaurant Daniel \(spanish\)](#), horchata experts**

This place is in the outer side of the city, in Alboraya (just opposite the metro station Alboraya – Palmaret), where you will find most good places to try the local specialty drink, horchata (tigernut milk). This one has been there for many many years.



- **The Court of Waters ([El Tribunal de las Aguas](#))**

The Court of Waters is supposedly the oldest existing institution of justice in Europe. This court has a long tradition of meeting every Thursday at 12.00 in Plaza de la Virgen to settle watering related disputes between farmers. The court has been declared part of Intangible Cultural Heritage by UNESCO. If you are in town already on Thursday, you could head to the Plaza at noon to witness the proceedings.

## 4. Food and Drink

### Restaurants close to the GP venue

Near the GP Valencia event venue we can find some typical local restaurants and bars. Inside the event location there are also cafes and restaurants with acceptable prices.

If we decide to walk a little, we will find a number of restaurants designed for students, because the University of Valencia campus is near.

Keep in mind that the typical lunch time in Valencia is between 14-16, and unless you find a restaurant catering lots of tourists or serving fast food, you shouldn't expect to find dinner before 20.00, or even before 21.00.

And of course, remember that you can't leave Valencia without eating Paella and drinking Horchata (tigernut milk)!

Here is a selection of restaurants very close to the GP venue:

- **Quitin Restaurant**

Address: Calle del Maestro Plasencia, 16,

Tel: +34 963 63 99 68

Food: Spanish and Valencian food. Good Quality

- **Telepizza**

Address: Avda Vicente Mortes, 18,

Tel: +34 961 38 11 30

Food: Fast food. Pizza.

- **Restaurant Ambit**

Address: Calle Doctor Moliner, 69

Tel: +34 963 16 07 39

Food: Spanish and Valencian food. Cheap.

## Eating in central Valencia

If you are willing to go further from the venue, at the center of Valencia there is a variety of restaurants where to eat for varying prices.

## Restaurants for less than 15€ in Valencia

### ▪ El Kiosco

Plaza Doctor Collado

*This typical Valencian cervecería (beer bar) is just behind the gorgeous La Lonja (old centre for silk trade), near the Central Market. Lunch is around 10€ — wine included. This place made it to The Daily Telegraph list of the best places in the world to have lunch!*



### ▪ La Diabla

17 Calle de Roterros. Tel. 96 392 4618

*This is a nice, small and intimate restaurant with a friendly atmosphere, serving market fresh, yummy and interesting food. The lunchtime set menu (menu del día) is €8.50, rising to €12 in the evenings (drink not included).*

### ▪ Horchatería Santa Catalina

Calle Santa Catalina

*If you haven't tasted the local specialty horchata (tigernut milk) yet, then this is where you should head to, order fartons to dunk too! Just off Plaza de la Reina.*



### ▪ La Lonja del Pescado Frito

243 Calle Eugenia Vives, Tel. +34 96 355 3535

*Amazingly busy and active eatery offering fresh fish dishes. Grab an order form on entry and fill it in at your table.*

### ▪ La Sardineria

Calle Borradores 10, Tel. +34 96 392 2110

*Right in front of the cathedral. Great reports from many people on the fish at this little restaurant.*

### ▪ [Neco](#)

Calle Pascual y Genís 9, (and 3 other restaurants )

*This reasonably priced buffet offers tasty Mediterranean food. For only 10€ on weekdays and 13€ on weekends you can have your stomach's full of regional dishes, among them paella. A good option if you are doing tourism around the city hall area.*



- **Paseo de la Alameda**

*This street is a lovely romantic setting for evening drinks as the sun sets over the city as the many bars along this beautiful stretch of the Río Túria light up their leafy terraces with candles at nightfall.*

## ■ **Restaurants for less than 30€ in Valencia**

---

- **Villaplana**

24 Calle Doctor Sanchis Sivera, Tel. 96 385 0613

*A huge cervecería that is very popular with large groups and large families, large portions in a large place and largely noisy (particularly at weekends)! The set menu for groups costs around €18 a head — and the food and drink just keeps on coming, served by friendly staff who never seem to get fazed and try their hardest to speak a bit of English if you really can't handle the Spanish after a bit too much of their house sangria!!*

- **Los Zopilotes**

6 Calle Roterros, Tel. 96 392 4198

*Even though the Barrio del Carmen is full to bursting with bars and restaurants, this is the only Mexican. Run by extremely (and sometimes singing) mad Mexican men, in a Über-Mexican setting, it feels like you have just stepped into mini-Mexico. Curiously, they also offer a couple of pasta dishes, but be careful as you might find them rather spicy. Also a great, long cocktail list at only €3 a drink.*

- **La Parpadella**

10 Calle Borradores. Tel. 96 391 8915

*Next to the cathedral, this nice restaurant specialises in piadinis (griddle-cooked sandwiches) salads and pastas. Lunch is great value at €10, including drink and pudding.*

- **Yuso**

C/de la Cruz 4, Tel. 96 315 3967

*Hidden away in a little street behind the Torres de Serranos, this restaurant has served consistently good food for years. Paellas and arroz melosos (wet rice) are the specialty here, along with well-prepared Tapas.*

- **Paparazzi!**

C/Baja 42, Tel. 96 315 4588

*Homemade Italian food at a great price. The menu here every evening is just 10€ and the menu is really good and interesting. On Wednesdays dine to live Jazz and on Thursdays to Flamenco. A mixed crowd come here for the good food and service.*

- **San Miguel**

C/San Miguel 7, Tel. 96 392 3129

*You can't miss their colourful terrace, always crowded with people eating or just enjoying a cocktail. Known for its rice dishes, particularly its paella and arroz encebollado - a rice cooked with fish and onions. Extensive tapas list, too.*

## ▪ Vintara

Plaza de la Reina 19, Tel. 96 392 4158

*A lively and attractive bodega, or wine bar serving great tapas, ham and a daily paella.*

## 5. Transport in the city

*There is a wide public transport network in Valencia. It covers practically the whole city. You can choose how you want to travel, because every method connects perfectly with the venue, and stops at the door.*

### Bus

*The urban bus (in red), also called EMT, is the most used and extended transport in Valencia. For 1.50€ you can take a bus, wherever the destination and the distance, but transfer is not allowed without buying a new ticket. If you're using this method many times during the weekend, you should consider buying a 10-trip-pass (bono) that you can get from kiosks and call centres for 10€ (unlimited transfers within an hour).*



*Also, there is a 10-trip ticket that includes EMT and Metro zone A, to combine trips, for 11€.*

*Schedules run mostly during daytime, but there are some that work during the night. Anyway, the buses permit you to arrive early enough in the morning to the venue, and you can leave late. Check the [website](#) to confirm your early and late schedules and to plan your route.*

### Metro - Tram



*The subway network is much less extended for arriving to some places in Valencia. Nevertheless, it covers the main hot spots, and it's a faster and more comfortable method. Also, your ticket is still valid for transfers between metro and tram. The price is established in zones; from the Fira to the main city you only need an A-zone ticket. If you take the metro from or to the Airport (the most suitable option) you have to buy an AB-zone ticket.*

*Keep in mind that the ticket (made of carton or plastic) and its content (the trip title) is not the same. The ticket costs around 1€, and you don't want to toss it when the trip ends, because you may recharge it with another trip title, so you don't have to pay for the ticket again. A normal A-zone trip costs 1.50€, while the AB-zone one costs 2.10€. If you prefer, you may charge your ticket with a 10-trip pass for 7.50€. Everything is done from vending machines at every metro and tram stop, and there are also some ticket windows in several metro stations.*

Additionally, there is a 10-trip ticket that can be used both for EMT buses and A-zone metro, for 11€. The schedule varies, but this transport is mainly for daytime. Anyway, it arrives early enough to the venue, and leaves late also, for you to attend every event. You can check first and last departures in [www.metrovalencia.es](http://www.metrovalencia.es), where you can also print maps, schedules and plan your routes.

### **Bike (Valenbisi)**



If you love sport and watching the landscape and want to get to know Valencia well, bike renting is a good option for you. The stop nearest to the venue is a couple of blocks apart, but the main city is plagued by Valenbisi stops, where you can buy short-time tickets (1 week). During that time you may use the bikes as much as you want. Renting is done at any bike stop, and it is paid by credit card

only. A weekly pass costs 12.78€, and it gives you the right to take bikes from and return them to any station for half an hour at a time, as many times as you want. If your ride is longer than half an hour, you may want to park it at any station, and then take it again, for the time to be reset. Otherwise, you will be charged 1.04€ for the next half hour, and then 3.12€ for each extra hour.

If you want to see maps of the city and other related information, please visit [www.valenbisi.com](http://www.valenbisi.com).

If you'd like to visit Valencia by bike and not worry about swapping bikes every half an hour, there are also [several companies](#) renting bikes for around 10€/day, also located at the center of the city.

### **Taxi**

If you come with your friends, perhaps a taxi is a viable option. There are lots of taxi stops in populated places, but taxis are also continually circulating in the main streets. You can just raise your hand when you see one with the green light on. You can also call (+34) 963 70 33 33 for one to pick you up wherever you are. Prices depend on zones travelled, the hour of the day and the day of the week. Services from the airport cost additional 5.15€.

## **6. How to fly to Valencia?**

If you are about to come to Valencia by airplane, we encourage you to plan your travel as soon as possible, so you can find better prices and a suitable schedule. If you come from a foreign country, [here](#) you can find the main international links to Valencia. There, if you go to the map of destinations, you can quickly see connected airports, both national and international. You should try to reach any of these links, near you, to minimize the number of layovers and consequently time and price.

Remember that if your flight arrives in Madrid, you can also take the high speed train (AVE) that may better fit your time than a layover. You can check schedule and prices at [Renfe website](http://www.renfe.es).



## 7. Tips for security

*Valencia is a rather safe city in daylight and you can go freely visiting the different neighborhoods. However, you should avoid unpopulated and dark places at night, such as the old river bed (nowadays a park).*

*Pickpocketing is something to consider. Always take care of your valuables, especially in crowded places, such as the metro. It is wise to keep your bags and pockets closed and to carry your backpack in front of you when using public transport. Never leave your things unattended. Keep an eye on your belongings also in restaurants, and don't keep them on the table visible to others or hang your bags on your chair.*

*When you arrive at the airport go directly to baggage claim to retrieve your luggage. Don't let anyone help you with it. Try to also respect your airline's instructions on allowed hand luggage, as there are limitations on carrying fluids on board, for instance. It might save you from unpleasant surprises, such as having your bottles confiscated, at the security check.*

*Thieves tend to work in groups, so be wary of random people approaching you in order to talk to you about something. It might be just a distraction to keep you busy while someone else is emptying your pockets. Pickpockets often work where many people stop watching at street artists and the like, so be careful when around crowds.*

*The metro stops running rather early, so if you are returning to your accommodation after midnight, you might want to consider taking a taxi instead of walking. Taxis are rather inexpensive in Valencia, especially if shared with others. Having the venue or hotel address written on a paper might help getting there if you don't speak Spanish.*

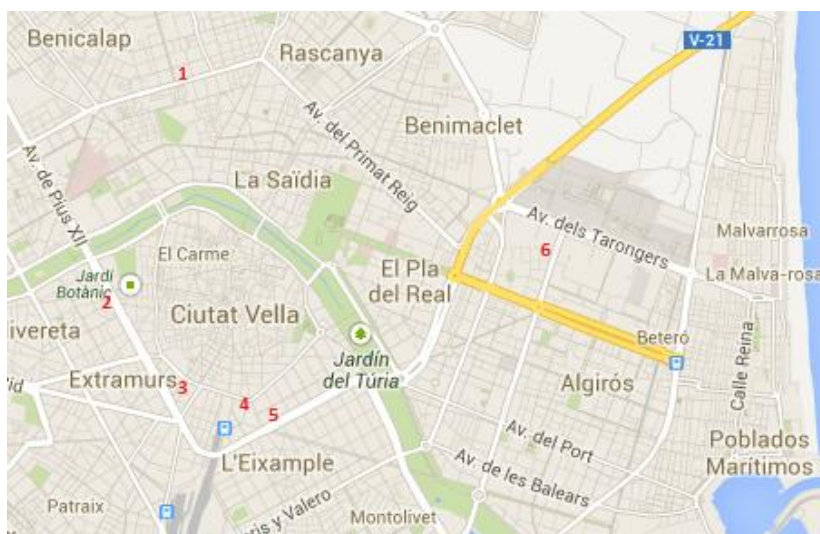
*In case you are travelling with a car, you should not leave any objects inside the car visible through the windows. It is also recommendable not to leave things in the trunk, especially if your car has a foreign license plate.*

*It is a good idea to take precautions so that nobody can see your PIN number when you use your credit card for paying in shops or while drawing cash at a cash dispenser.*

*In case you need help, the emergency number is 112, as in most European countries. You can also try to locate an officer of the local police, or policía local.*

*It is a good idea to carry your documentation separate from your money, and not to carry all your money in one place. Losing only part of it is a lesser problem than losing all of it at once!*

## 8. Local game stores



**1) [Gremio de Dragones](#) (Buy & play)**

Av. Dr. Peset Aleixandre 91  
46009 Valencia  
+34 963 602 730

**2) [Mythika Games](#) (Buy)**

C/ San Ignacio de Loyola 7  
46008 Valencia  
+34 963 381 801

**3) [La Parada de los Monstruos](#) (Buy)**

C/ Cervantes, 21  
46007 Valencia

**4) [Camelot](#) (Buy)**

Pasaje Doctor Serra, 11  
46004 Valencia  
+34 963286551

**5) [Cartooncorp Evolution](#) (Buy & play)**

C/ Cirilo Amoros Nº12  
46004 Valencia  
+34 963 288 385

**6) [DComic](#) (Buy & play)**

C/ Dr. García Donato, 7  
46021 Valencia  
+34 963696588