

TRAVELGUIDE PARIS

GRAND PRIX
19 - 20 MARCH 2016



SPREAD THIS DOCUMENT TO YOUR
FELLOW MAGIC PLAYERS COMMUNITY.
THINK GREEN : PRINT ONLY IF NEEDED.

PICTURE FROM MARTYN DAVIS

TABLE OF CONTENTS



1. FRENCH SPECIFITIES	4
TIPS FOR SAFETY	6
LOCAL WEATHER	7
HOW TO GET DATA	7
2. ARRIVING IN PARIS	8-9
3. TRANSPORTATION	10-11
TRAVELLING TO THE VENUE	11
PUBLIC TRANSPORTS	12
4. HOTELS NEAR THE EVENT SITE	14-15
5. PARIS OF ALL TASTES	16-21
6. THE FOODIE	22-23
7. LOCAL GAME STORES	24-25
8. CONTACTING LOCAL JUDGES	26
9. WHO DID THIS ?	27



Introducing Paris

Hello and welcome to Paris !
Capital of France, the City of Lights will impress you with its historical monuments at every corner, its wonderful and well-known gastronomy, and its crazy nights.
Enjoy a little sightseeing along the **Seine** river after visiting the **cathedral Notre-Dame**, then have some typical french meal in one of Paris small streets before coming to a Magic shop... or to one of the fancy parties! Enjoy some shopping at the **Champs-Élysées** then dive into the historic center. All these things, and a lot more, will make you fall in love with our city and eager to come again and again.

01.

FRENCH SPECIFITIES

Unfortunately, many French people speak little English. If you are lost and need to ask someone for your way in the street, try to ask a young person, as there are a lot of students in Paris who learn and speak English. Anyway, if you need to speak English to them, try to speak slowly and with simple words : don't forget it is not their native language! In the tourist areas, most of the storekeepers, waiters and restaurant owners speak at least basic English.

Lunch is usually between midday and 2 pm. Watch out, as during these times, service can be rather slow if you find yourself in a business area. Conversely, it might be difficult to find a warm meal inside a restaurant before or after this period.

For dinner, you can eat late in the busier districts and many restaurants stay open until midnight, in particular the brasseries who serve food non-stop. Parisians don't dine until at least 8.00 pm. If you're used to eating earlier, restaurants in the more tourist-frequented areas are open from 7 pm onwards, although you won't see too many Parisians at that time!

In France **all prices include service and tax**, with approximately 15% of the price corresponding to the service, and the French don't usually tip. However, if the waiter or waitress has been especially attentive, you can leave him or her a tip to show your appreciation (5 to 10% of the bill will do). The only exception are theaters and operas (not movie theaters), where you can tip the usher who seats you. Most of the time it is his or her unique salary.

In France you **can't smoke** in public places such as restaurants, bars, cafés, subway, or buses. If you want to smoke, you have to go outside, on the terrace or in the street. In some clubs there is a dedicated smoking area.

FRENCH MAGIC AND NON-MAGIC VOCAB

Bonjour !
Aurevoir !
Merci !


Hello - Bonjour
Goodbye - Au Revoir
Please - S'il vous plaît
Thanks - Merci
I need help - J'ai besoin d'aide
Hello, nice to meet you - Bonjour, enchanté

Where is [Le Bourget] Station? – Où se trouve la station [Le Bourget] ?
Does this train stop at ~? – Ce train s'arrête-t-il à ~?
What's the next station? – Quelle est la prochaine station ?
How long does it take? – Combien de temps cela prend ?
I'd like to buy a return ticket. – Je voudrais acheter un billet aller-retour.

Please take me to [Parc des Expositions - Le Bourget] please –
Emmenez moi au [Parc des Expositions - Le Bourget] s'il vous plait.

How much does it cost? – Combien cela coûte ?
Where are the toilets? – Où sont les toilettes ?

High Roll ? - Le plus grand ?
I play first - Je commence
I let you play first - Tu commences
Have a good game - Bon jeu
I play this / target this - Je joue ça / cible ça
What is your life total ? - points de vie ?
I win/lose/concede - Je gagne/perds/concède



PRO TIPS

Electricity: **220VAC**, 50/60Hz, European-type plug.
Calling code: **+33**.
Time zone: **GMT+1 winter**.
Currency : **Euro**

check the currency [HERE](#)

TIPS FOR SAFETY

Paris is a safe city, though we advise you not to hang around railway stations, especially Gare du Nord, after 11pm. Keep your luggage at sight and valuables with you, as there is some risk of being pick-pocketed, in particular around the really touristy places such as the Eiffel Tower or on the Champs-Élysées. Moreover, with the Vigipirate (anti-terrorism) plan in vigor, any unattended luggage may be destroyed.

IN CASE OF SAFETY OR HEALTH PROBLEMS, DON'T HESITATE TO CALL 112 IMMEDIATELY.



LOCAL WEATHER

The weather slowly begins to improve in March in Paris, when the spring season is just around the corner, but remains somewhat chilly. At this time of the year, the average temperature for the city increases from around 5.5°C at the start of the month, rising up to 9°C in the final few days. Daily temperatures vary from 2-5°C (low temperatures, at night or in the morning) to 9-13°C over the course of the month. So it's a good idea to pack clothes that you can layer in case an unusually cool or warm day. Anyway, you should bring a scarf, warm socks and a few sweaters.

March can be a wet month, and Paris is well-known for its sudden downpours. So make sure to pack an umbrella and waterproof shoes. It is really unlikely to see snow lying on the ground.

HOW TO GET DATA

Both of Paris' two international airports (Paris Orly and Paris Roissy-Charles de Gaulle) are offering free Wi-Fi. The free Wi-Fi access is unlimited, yet it does have a few restrictions, such as coverage and internet speed (to get faster internet connection, there are Premium Wi-Fi options). The WiFi hotspot is available in the public areas throughout the airport. You only need to turn on the Wi-Fi option of your device, which automatically detect Hub One's SSID network. Then follow the instructions on the login page, and click "continue" to enjoy free Wi-Fi access.

Most of the hotels in France offer free Wi-Fi in your room; check that before booking a room if you want to.

If you want to benefit of Internet everywhere, you can buy a SIM card in one of our three major telephonic company : Bouygues Telecom (ask for a XL Card), Orange (ask for a Mobicarte) or SFR (ask for a prepaid card). You can buy a cheap one and then charge it with you Visa or MasterCard ! Count on between 5 to 10€ to access between 0.3 to 1Go of data.

If you don't find a store, don't worry : a lot of big groceries stores will sell them at the cashier desk.

02. ARRIVING IN PARIS



Soyez le
bienvenu !

IMMIGRATION TIPS

Due to the recent events in France, please be aware that queues for processing the scanning of your passport can be long. If you are a non-EU citizen, please ensure that you have the correct visa if one is required. For your outbound trip, we recommend you to arrive at the airport at least 1h30, or 2h00 if you have a luggage to register. Please also note that the airports are at least 40 minutes away from the center of the city.

BY TRAIN

From London, Brussels or Amsterdam, you will arrive to Gare Du Nord in the North part of Paris, 10 minutes away from the very center of the city. To come to the venue, take the RER B to Le Bourget station and from there, take bus 152 to Michelet - Parc des Expositions. Expect a 35 minutes trip from the station.

From southern Europe, you will arrive at Gare de Lyon, which is also very close to the center. Take RER line A to Châtelet - Les Halles, then RER line B to Le Bourget station, and bus 152 to the venue at Michelet - Parc des Expositions. Expect 45 minutes of trip.

BY PLANE

Charles-de-Gaulle is really convenient as it is located on the RER B train line, which leads directly to the venue and to the city center. If you land there, take RER B to Le Bourget station and from there, take bus 152 to Michelet - Parc des Expositions. Trip from the airport station should last about 30 minutes.

From Orly, take the Orlybus to Denfert-Rochereau, and then take RER B to Le Bourget station and from there, take bus 152 to Michelet - Parc des Expositions. Trip should last 1h15.

Please note that special fare applies for trips to and from airports. You may also land to Paris Beauvais-Tillé airport, which is where low-cost companies (such as Ryan Air) land. This airport is really far away from Paris and you will have to take a 1h15 bus to arrive in the center, and from there 1h more to come to the venue, so we strongly disrecommend you to land there.

From Beauvais-Tillé Airport, take the special shuttle which will lead you to Porte Maillot (1)(C). From there, take line 1 until Châtelet - Les Halles, then line B until Le Bourget and from there, take bus 152. Expect more than 2 hours from the airport to the venue.

BY INTERNATIONAL BUS

With the OUIBUS you will arrive directly in the center (metro Bercy). From there, walk to Gare de Lyon and follow the steps as explained above.

With EUROLINES you will arrive at Gallieni, terminus of metro Line 3, and 10 to 15 minutes to the heart of Paris. Take line 3 for one stop, or walk to Porte de Bagnolet then take the Tramway to Porte de la Villette. From there, bus 152 will take you straight to the venue at Michelet - Parc des Expositions. Trip should last between 40 minutes to 1 hour, depending on the time you wait ofr the tramway, which may be up to 10 minutes at non-peak hours.

BY CAR

BLABLACAR offers cheap services of carpooling to go to France from neighboring countries.

BY TAXIS

You can take taxis without much trouble, but please be aware that they are not cheap. Uber may be a less expensive option.

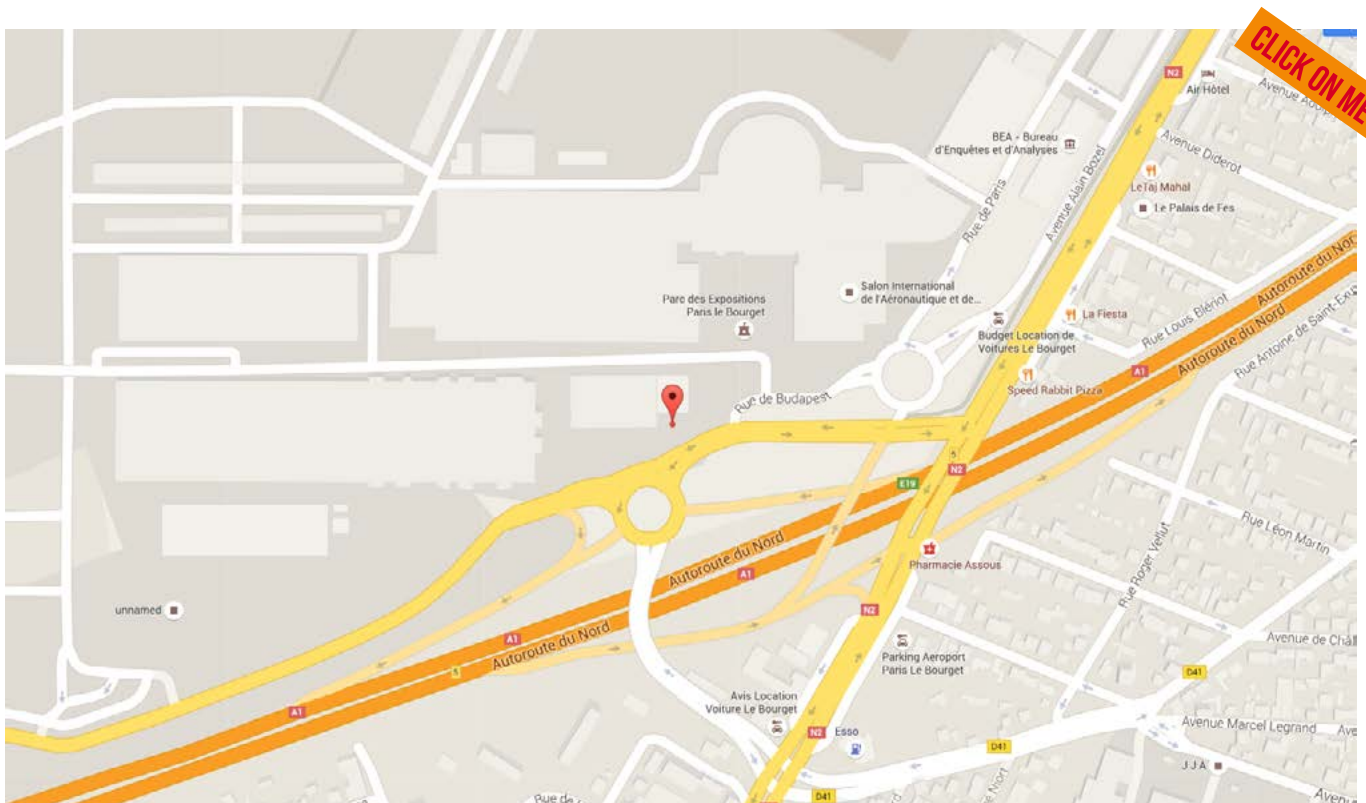
Taxi 24/7: 3607
www.Taxisg7.fr

Où voulez-vous aller ?

03. TRANSPORTATION

ADDRESS

Parc des Expositions Paris le Bourget
Carrefour Charles Lindbergh
93350 Le Bourget



TRAVELLING TO THE VENUE

The venue is located in the **Conference Center of Le Bourget**, the same place where the COP21 was held. It is located 10 kilometers at the North-East of the city center, and is quite easy to get to.

From Paris, you can take the **RER B** (heading to **Mitry-Claye** or **Aéroport Charles-de-Gaulle**) and get out at **Le Bourget**, or take metro **line 7** heading to **La Courneuve** and get out at the terminus. From both stations, take bus **line 152 northbound** heading to **Gonnesse** or **Le Blanc Mesnil** and get out at **Michelet - Parc des Expositions**.

The time estimated between the city center (Châtelet) and the venue is between 35 to 45 minutes.

Be careful as the station is located in Fare Zone 3, Paris being in zone 1. You can not access Le Bourget with a simple one-way ticket.

We recommend you to buy a Ticket "**Paris Visite**" for 1 to 5 days, for zones 1-3 (Paris & Venue) or zone 1-5 (Paris, Venue, Airport Charles-de-Gaulle). For 2 days and zones 1-3, price is 18€.

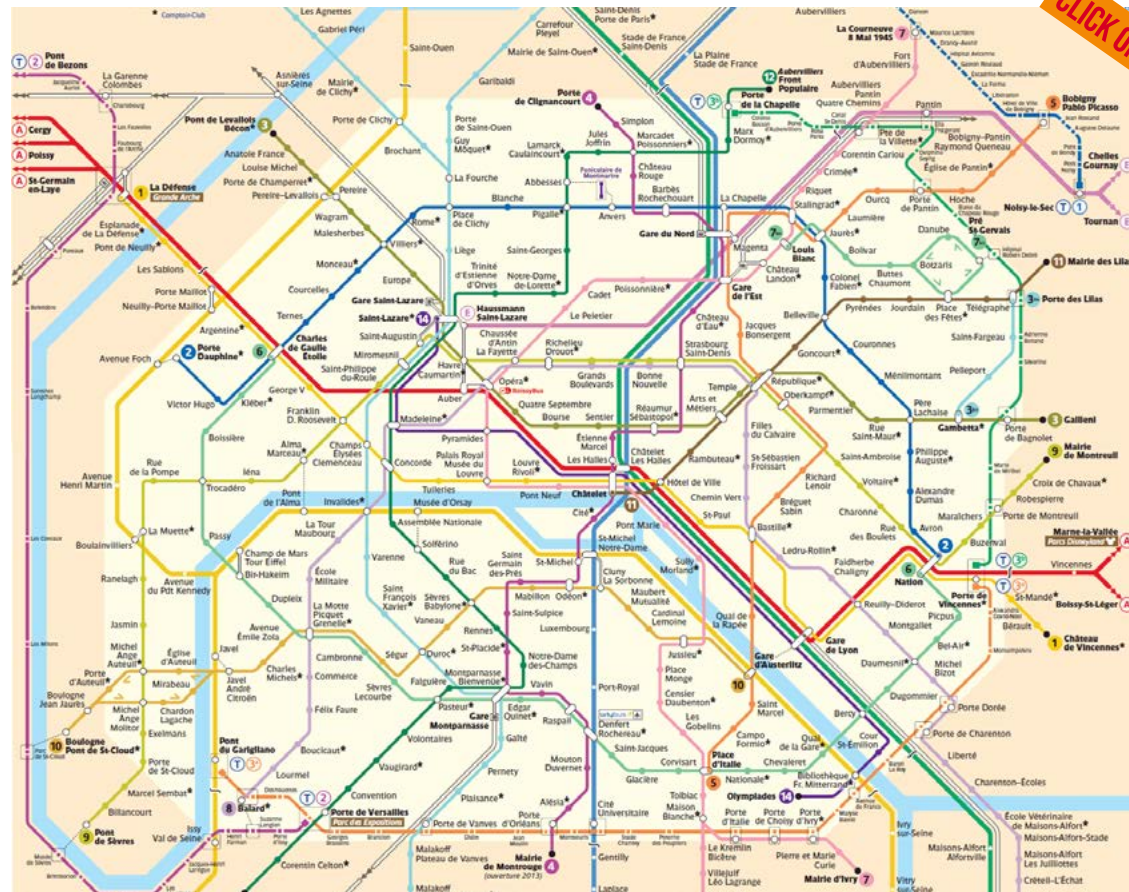
If you are less than 26 years old, the same ticket for only a week-end (Cleverly called ticket "Week-end") for 8€ is better.

At night (between 00.30 and 05.30), if you are lost on the venue and want to come back to Paris, take the bus N42 from **Le Bourget railway station**.

website : www.tcl.fr/en/

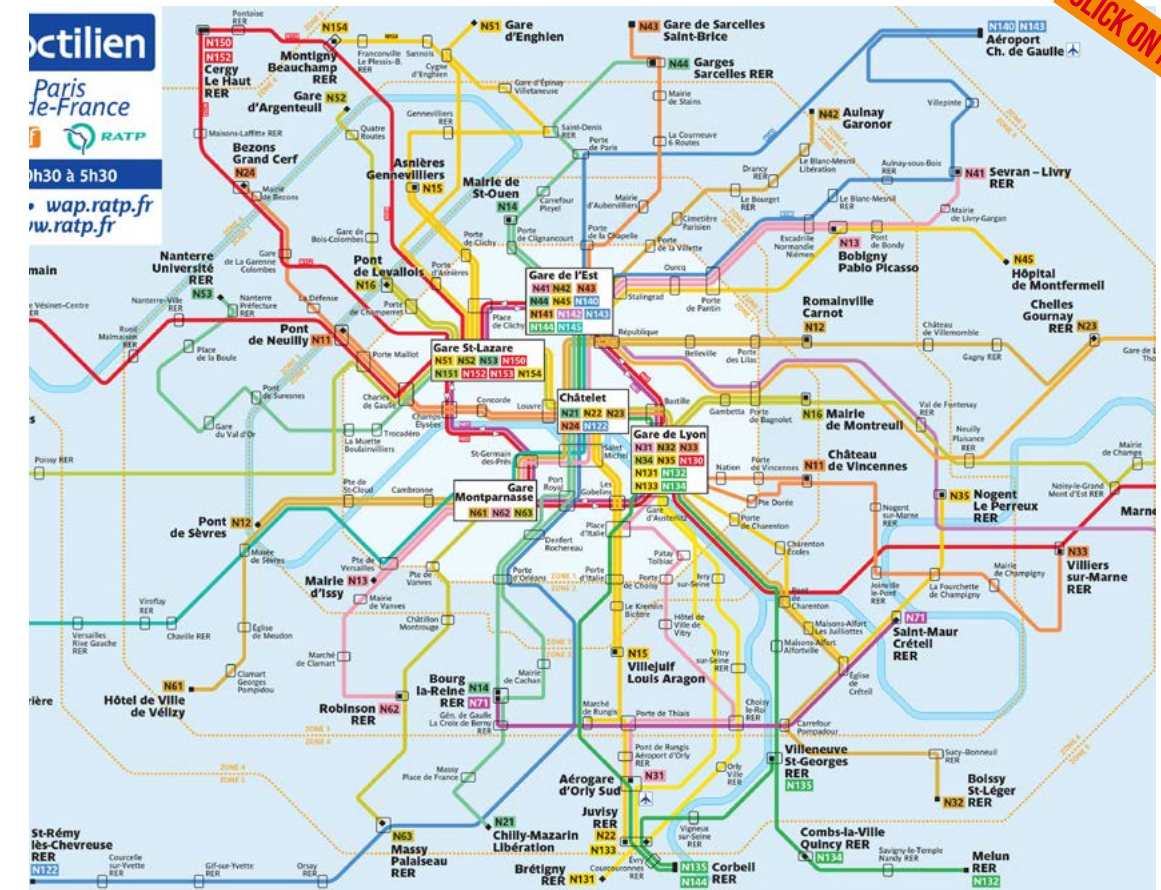
AROUND PARIS

Special fares apply depending on the lines. Metro can lead you anywhere with a simple one-way ticket, but on RER lines (suburban train) outside of Paris (zone 1), special fares apply depending on the destination. This restriction applies to coming to the venue with the RER B.



CLICK ON ME

Metro and RER are open from 5.30 to 00.30. On Fridays and Saturdays, Metro runs until 01.30 instead. From 00.30 to 05.30, you can make use of a dense network of Night Buses for public transportation



CLICK ON ME

04.HOTELS NEAR THE EVENT SITE

There are many hostels near the Convention Center of Le Bourget, however, finding an hotel inside Paris, but near a station directly connected to the venue, may be better if you want to enjoy Parisian night life.

HOTELS NEAR THE VENUE

KYRIAD LE BOURGET CENTRE

134-136 Avenue de la Division Leclerc - Le Bourget +33 1 48 35 33 18
[Website](#)

CITOTEL

25 Avenue Normandie-Niemen - Le Blanc-Mesnil +33 1 48 67 25 31
[Website](#)

PARKS&SUITES ELEGANCE

158-164 Avenue du 8 Mai 1945 - Le Blanc-Mesnil +33 1 49 38 25 00
[Website](#)

HOTELS CONVENIENT FOR TRANSPORT

B&B PORTE DE LA VILLETTE

4 rue Emile Reynaud - Paris +33 892 70 75 50
[Website](#)

On Bus line 152 - Direct to the venue

FOREST HILLE PORTE DE LA VILLETTE

28 Avenue Corentin Cariou - Paris +33 1 44 72 15 30
[Website](#)

On Bus line 152 - Direct to the venue

CHEAP HOTELS & YOUTH HOSTELS

AUBERGE SMART PLACE PARIS & BUDGET HOTEL

28 Rue de Dunkerque - Paris + 33 (0)1 48 78 25 15
[Website](#)

On RER Line B - 10 minutes to city center, 30 minutes to the venue

AUBERGE FRIENDS

122 Boulevard de la Chapelle - Paris +33 1 42 23 45 64
[Website](#)

On RER Line B - 10 minutes to city center, 30 minutes to the venue



Bonne
visite !

05. PARIS OF ALL TASTES

THE URBAN EXPLORER



If you feel like visiting the city's best monuments, follow our steps! Begin by wandering around **the Opera** (3)(7)(8) then walk south-west to visit the beautiful **church of Madeleine** (8)(12)(14). From there, join the beautiful **gardens of Tuileries** (1) which will lead you directly, walking east, to the **Louvre Museum** (1)(7). Cross the river some steps after and you will cross the **Pont des Arts**, which is where all the lovers put padlocks and throw away the key, to symbolize their love. Then, enjoy the visit of the **Island of Cité** some steps east where you can admire the **Cathédrale Notre-Dame**. Cross the river one time more to land at **Saint-Michel** (B) (C)(10) from where you can go back to the venue, or enjoy the night life!

THE MUSEUM ENTHUSIAST



Well, what can I say. Paris has 57 national museums (called Musées), and good news, they are free for European residents which are less than 26 years old! But wait, there are more, like 200 more, which are exhibit centers. They're not free for the young people), but equally great!

We recommend you the **Musée du Louvre** (1)(7) for some big historic paintings, **Musée Carnavalet** for the history of Paris, **Musée d'Orsay** (C) for more contemporary paintings, but feel free to have a look at **THIS PAGE** and you will see that you should stay at least a month to discover everything our city has to offer!

THE FAMILY TRIP



How can you come to Paris and not go to **Disneyland** for a day? Just take RER A to the eastern end and you can enjoy the visit of the park. Book your whole day, as you may queue a little for the attractions...

If you fancy a park instead, we recommend you the **park of Buttes-Chaumont** (3bis) or **park of La Villette** (7) to enjoy the fresh air and the nature inside the city.

THE NATURE LOVER

Try the **Bois de Boulogne**, the biggest park in Paris, at its western end. You can enjoy its lakes, its restaurant, the animal farm and you can hike or rent bikes to visit one of the most beautiful parks of Europe!



THE ROMANTIC SOUL

A one hour sightseeing cruise on the **Seine River** appeals to you? Enjoy one of the most convenient and charming way to discover Paris - or ask your partner to marry you...! From the **Eiffel tower** (C)(6) or **Pont Neuf** (7), every 15 minutes.



THE ADVENTURE TRAVELLER

If you are not afraid of heights, you can enjoy the view of the city from the top of the **Eiffel Tower** or **Montparnasse Tower**. But, there is a funnier way to see the city... in hot air balloon! Try **the Ballon de Paris** in the **Park André Citroën**, in the south-west part of the city. Flying up to 150 meters, you will enjoy the view from an unusual site...!



THE CLUBBER

For clubbers, try our parties ! Paris has some of the best nightclubs in France. Usually, you should have some drinks with friends in the neighbourhood of **Saint-Michel** (10)(B)(C) then go to a nightclub at around 00.00-00.30 ! One of the place I like is **The Showcase**, located near the **Champs-Élysées** and under one of the most beautiful bridge of Paris. Next to the **Champs-Élysées** is the **Zig Zag Club**, or the **Duplex**, two of the best clubs in the city. If you are more into the **LGBT scene**, check the neighbourhood of the **Marais - St Paul** (1) where all the gay life takes place at night.

THE GAMER

In addition of the local game store you can try one of our great **Escape Rooms**! I personally recommend **Happy Hour Escape Game** located at **Bonne Nouvelle** (8)(9). For 25€ per person, you can have fun trying not to die in a poisoned room, or try to save the whole world, and you have only 60 minutes to succeed.

THE TECHIE

If you feel like buying some fancy technology, there is one and only one street for you to go: **Montgallet** (8)! The street **Montgallet** consists only oftech shops that sell you cameras, computers and other electronic stuff at a good price.

WHAT IF YOU'VE BEEN TO PARIS BEFORE?



Lucky you, we've got you covered with more ideas to make your second trip in Paris as unforgettable as the first!

URBAN EXPLORER

Paris truly has it all, even modern skyscrapers. If this is your thing, you'll have a hard time finding them downtown. In order not to alter the character of the city, they've been all concentrated in the neighbourhood of La Défense, at the terminus of Line 1. Don't miss the Great Arch!

FAMILY TRIP


The Royal Residence and Park that inspired them all, a day trip to f never leaves anyone disappointed. Walk inside the luxurious rooms or have a rest looking at the fountains of the huge gardens, and let culture and nature meet. For the children, la Cité des sciences et industries offers many hands-on activities, both fun and highly educational,

ROMANTIC SOUL

Romantic as a term had its origin in the late 18th century, and had less to do with love than with death, the past and the unreachable. The cemetery of Père-Lachaise gets as close as possible to this concept, while being the burial place of Chopin, Oscar Wilde, Molière and many others.

MUSEUM ENTHUSIAST

After you've seen Louvre and d'Orsay, Paris still has plenty, worldwide-renown houses of art. For sculpture lovers, the Musée Rodin is a must., Picasso matured his vision in this city and left many of his most popular works in the capital, inside a museum that just finished renovation., Last but not least, Pompidou Center is a landmark on the global modern and contemporary art scene.



06.THE FOODIE

The majority of bars and cafés open early, around 7 or 8 am and stay open until 2 am, or even later if the establishment has a special dispensation. During **Happy Hour** (generally from 5 pm to 8 pm, depending on the bar), you can enjoy cheaper beers or cocktails. This moment is called “l’**apéritif**” or “l’**apéro**”. It refers to the drinks and nibbles most French people take before dinner proper. It can be as simple as one drink and a small bowl of peanuts, or as elaborate as several drinks and a plate of cold meats (charcuterie) and cheeses.

If you are more into having a beer with friends, you should try the neighbourhood of **Saint-Michel** (10)(B)(C), in the very center of Paris. Every bar there can offer you beer, wine, and cheese & meat plates. There are a lot of small music bands performing at Saturday nights at these bars, and you can always expect a good time.

Try our local specialities:

Snails (Escargots)

Boeuf Bourguignon (Marinated beef, baked, and served with sauce and pasta)

Steak Tartare (raw steak served with seasonings and egg)

Crêpes (typical of the western part of France)

Wine and Cheese (Red wine with cheese. I’m salivating Please. Don’t make me cry)

the Macaron! These sweets can be a little expensive (up to 2€/piece) but trust me, they deserve the price. If you are not running on a budget, I recommend you to try **Ladurée’s** or **Pierre Hermé’s** ones that you can find at their stores, or in some gastronomy shops.



07. LOCAL GAME STORES

Paris has a good number of local game store all around the city, located in the south and the east of the city. Here is where you can get some games going!

MAGIC BAZAR

13 rue Edouard Jacques

13 METRO PERNETY

One of the widest store, it's one of the few stores to organize drafts or sealed without necessity of booking a week in advance ! They also have a lot of singles, if you want to buy some french cards.

MAGIC CORPORATION

24 Boulevard Beaumarchais

1 5 8 METRO BASTILLE

This store is where you should go to test your EDH ! Every wednesday and friday at 7.15pm, all the local competitive commander scene gather there. So if you want to test your Animar or slay some Titania, don't hesitate !

TROLL2JEUX

15 Place d'Aligre

1 14 A D METRO GARE DE LYON

Troll2Jeux has recently moved into one of the most beautiful place, both very authentic and extremly wide. The scene varies from competitive to casual, and all the formats are played. Consult the Agenda !

UCHRONIE GAMES

61 rue Letellier

6 8 10 METRO LA MOTTE-PICQUET

Well, that's where you will find half the judges of Paris on friday nights. I think that sells the place quite well ! They run all type of events accross the week, and the place is really clean and practical.



PARKAGE

25 rue geoffroy saint hilaire

7 METRO CENSIER-DAUBENTON

Parkage got a casual community of MTG, you can found some players playing Yu-Gi-Oh and Pokemon.



08. CONTACTING LOCAL JUDGES

Êtes vous perdu ?

In case of need of extra bit of information, feel free to contact the local judges who will be happy to help you. Either by mail, JudgeApps or phone, ask us anything !



EMMANUEL GUTIERREZ
PHONE: +336.74.52.68.50
EMAIL: E.GUTIERREZAUGIER@GMAIL.COM

09. TEAM MEMBERS

WHO MADE IT ?

EMMANUEL GUTIERREZ

VICTOR TRUONG

GEORGE GAVRILITA

TRAVELGUIDE