



MADRID

26/27/28 FEBRUARY





01. WELCOME TO MADRID

Madrid is the capital city of Spain and with a population of over 3,2 million people it is also the largest in Spain and third in the European Union! Located roughly at the center of the Iberian Peninsula it has historically been a strategic location and home for the Spanish monarchy. Even today, it hosts mayor international regulators of the Spanish language and culture, such as the Royal Spanish Academy and the Cervantes Institute. While Madrid has a modern infrastructure it has preserved the look and feel of its vast history including numerous landmarks and a large number of National Museums.

TABLE OF CONTENTS



1. INTRODUCTION

WELCOME TO MADRID

LANGUAGE

GENERAL TIPS

2. EASIEST WAY TO ARRIVE TO MADRID

BY PLANE - ADOLFO SUÁREZ MADRID-BARAJAS AIRPORT (MAD)

BY TRAIN

BY BUS

BY CAR

3. VENUE

DESCRIPTION OF THE VENUE

HOW TO GET TO THE VENUE

4. PUBLIC TRANSPORTATION SYSTEM

UNDERGROUND METRO

BUS

TRAIN "CERCANÍAS"

TURISTIC TICKET

5. HOTELS

6. SIGHTSEEING

TURISTIC CARD

MONUMENTS

MUSEUMS

GARDENS AND PARKS

7. LESS KNOWN PLACES

8. OTHERS CITIES AROUND MADRID

9. FOOD AND DRINK

10. NIGHTLIFE

11. LOCAL GAME STORES

12. CREDITS

LAN- GUAGE

The official language is Spanish and sadly a lot of people will have trouble communicating in English.

Simple but Useful Spanish (real and Magic life):
These words and phrases will certainly be helpful. They are pronounced exactly as written with the exception of letter "H", which isn't pronounced at all.

ENGLISH	SPANISH	ENGLISH	SPANISH
Hello	Hola	Go	Vas
Yes	Si	Target	Objetivo
No	No	In response	En respuesta
Please	Por favor	End of turn	Final del turno
Thank you	Gracias	Wait	Espera
I don't understand	No entiendo	I play	Juego
I don't speak Spanish	No hablo español	Draw (a card)	Robo
Excuse me	Disculpe	Draw (the game)	Empate
I like it	Me gusta	Good luck	Suerte
How much is it?	¿Cuánto cuesta?	Good game	Bien jugado
Cheap	Barato	I win	Gano
Expensive	Caro	I lose	Pierdo
Beer	Cerveza	I concede	Concedo

GENERAL TIPS

INTERNATIONAL PHONE CODE +34

TIME ZONE GMT +1

EMERGENCY CALL 112

SMOKING smoking is forbidden in public places (bars, restaurants, train stations, hotels, etc) but you can smoke outdoors.

MONEY Spanish currency is Euro. Credit cards are widely used and accepted, specially Visa and Mastercard. However, it's always a good idea to have some cash with you (some stores don't accept credit cards).

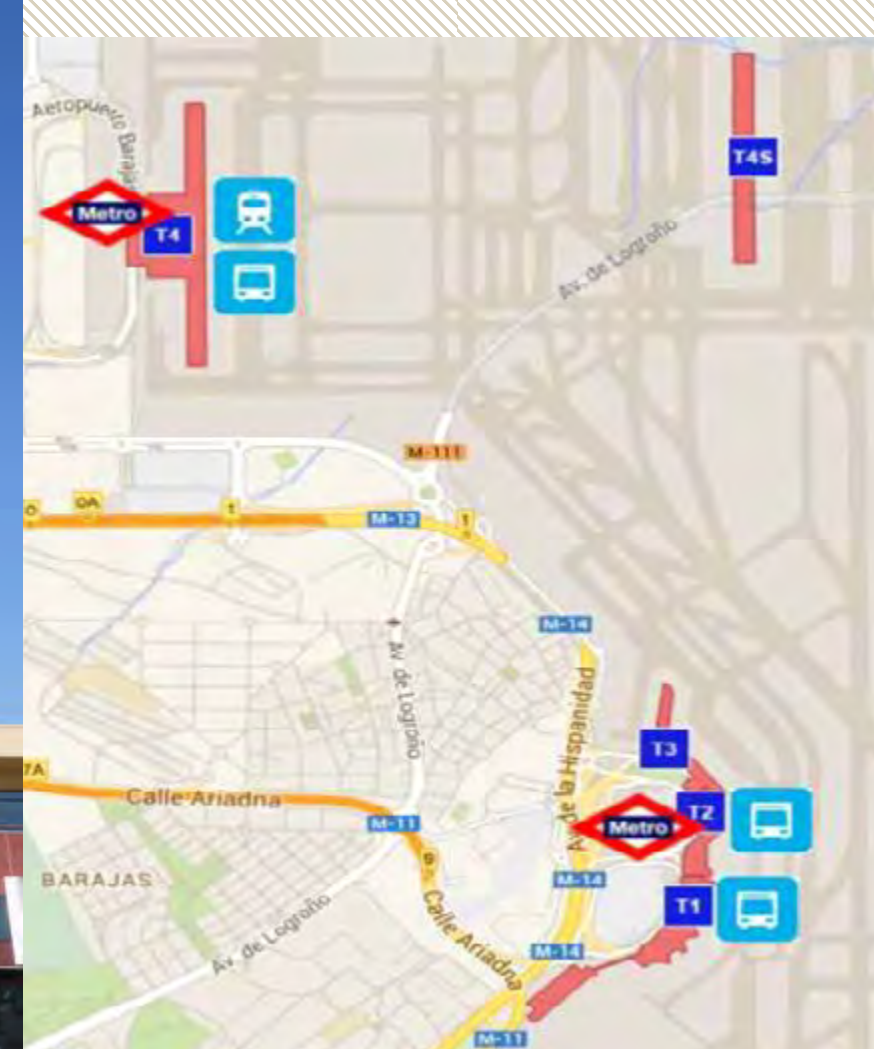
ELECTRICITY current is at 220V and 50Hz. Plug types C and F

AVERAGE TEMPERATURE NOVEMBER 10-14 °C

EATING TIMES IN SPAIN ARE DIFFERENT FROM EUROPE

lunch time around 13:00-14:00
dinner around 20:00-21:00.

02. EASIEST WAY TO ARRIVE TO MADRID



By Plane – Adolfo Suárez Madrid-Barajas Airport (MAD)

Barajas is the main airport in Madrid. (There are other airports but they don't have commercial flights). This airport has four terminals: T1, T2, T3, indoors connected, while T4 is a separate building and has a satellite terminal: T4S. If you fly through T4S, it will take you longer (20 min.) to get from the security control to the boarding gate. As for the flight companies, T4 is used by Iberia and One World Alliance. The rest of Schengen-zone flights go to T1, T2 and T3. Non-Schengen travellers go through T4S. T1, T2 and T3 are connected to T4 via free bus shuttle. T4S is further away so the shuttle is a train instead of a bus and the trip lasts 20 minutes. This shuttle train is located inside the terminal. In order to reach the T4S you have to get past the passport control. If you are European citizen, there are automatic passport checking machine. You may save time using them! The airport is connected with the city center by different means of transportation. We present them in order of recommendation.

UNDERGROUND (METRO), 5 EUR - 15 MINUTES:

Metro Line 8 connects the airport with the whole metropolitan area. There is a metro station at both mayor buildings: "aeropuerto T4" and "aeropuerto T1-T2-T3". The T1-T2-T3 metro station is located at T2.

Be careful because there is a small town with its own station (called Barajas) in between those. A single trip ticket from the airport to almost any location in Madrid will



cost you 5€ In the case you already have a regular metro ticket or a 10-trip card (metrobus) will need to purchase an additional airport supplement that costs 3€ There is no need of supplement for tourist travel cards.

TRAIN, 2,60 EUR - FROM 11 TO 38 MINUTES, DEPENDS ON DESTINATION.

The Cercanías train departs from T4 only every 30 minutes. If you fly to T1, T2 or T3 you can take the free shuttle to get to T4. The approximate journey length is the following:

- €Chamartín: 11 minutes.
- €Nuevos Ministerios: 18 minutes.
- €Atocha: 25 minutes.
- €Méndez Álvaro: 29 minutes.
- €Príncipe Pío: 38 minutes.

You can check the [Timetables here](#) (only Spanish). As an example:

- €From Airport T4 to Nuevos Ministerios (every 30 min)
 - o First Train: 5.58
 - o Last Train: 00:14
- €From Nuevos Ministerios to Airport T4 (every 30 min)
 - o First Train: 5.22
 - o Last Train: 23:53

More info here.

BUS

There are several lines that will take you to the city center or Metro Station. The ticket may be purchased directly at the bus, cash only or bonobus (10 Trip Ticket) may be used:

- €Express line (Atocha – Cibeles – O'Donnell – Airport): 5€-40 minutes
- €Route 200 (Avenida de América – Canillejas - Airport): o Fare:1,5€

o Travel Time: 40 minutes.

o Timetable and Frequency: from 5:00 to 23:30 every 11-20 min.

o Map and timetables

€Route 101 (Canillejas Transport Hub – Airport):

o Fare: 1,5€

o Travel Time: 40 minutes

o Timetable and Frequency:

€Business Day: from 6:00 to 23:45 (from canillejas)/23:25 (from Saturday: from 6:00 to 23:45 (from canillejas)/23:25 (from airport)

€Sunday: from 7:30 to 23:45 (from canillejas)/23:25 (from airport)

o (Map and timetables – To Airport – From Airport)

More buses info here.

airport) every 20 min. aprox

every 25 min. aprox

every 27 min. aprox

TAXI

There is a flat fare of 30€ if you are travelling to anywhere inside Calle 30, which is more or less the city center. No supplements can be added to this fare. For any other destination, the minimum fare is 20€ for the first 10 km. After 10 km, the taximeter will calculate the rest of the journey at the appropriate rate. There is also an additional supplement if you arrive to the airport: 5.5€(except flat fare)

BY TRAIN

It is pretty easy to get to Madrid by train or bus from almost any other city. The High Speed Train (AVE) is much developed in Spain. For example, Barcelona to Madrid trip takes less than 3hours; and Seville to Madrid trip takes only 2.5 hours. Madrid has two main train stations for regular trains: **Chamartín** and **Atocha**. **Puerta de Atocha** is the AVE station. All of them are connected to the Public Transport Net with Metro Station, Cercanías Station and Bus Stops. If you want to use come to Madrid by train, you can checks timetables and fares in **REN-FEweb** (Spanish trains operator).

BY BUS

Madrid is widely connected with all main cities in Spain and with France and Portugal. There are three bus stations for buses from abroad:

- €Estación Sur de Méndez Álvaro (metro Méndez Álvaro – L6)
 - €Estación de Avenida de América (metro Avenida de América – L4,L6,L7,L9)
 - €Estación de Conde de Casal (metro Conde de Casal – L6)
- Bus is cheaper for coming to Madrid. For sure you will arrive to one of these

BY CAR

In the case you are willing to drive, Madrid, as it is located in the center of the Spanish geography, is the starting point for all of the main highways in Spain. These highways are more or less radial and are called A1 through A6. Their distribution is the following:

- €A1 – Comes from the Basque Country (Irún) passing Burgos. If you come from France it is likely that you are taking this highway, A1, or A2 (the next one in this list).
- €A2 Comes from Barcelona passing Zaragoza.
- €A3 – Comes from Valencia,
- €A4 – Comes from Andalucía (Cádiz, Sevilla, Córdoba, Jaén...)
- €A5 – Comes from Extremadura and Portugal.
- €A6 – Comes from Galicia (La Coruña).

In addition to these radial highways, that are the main entries to Madrid, Madrid City is rounded by circumferential motorways: M30, the inner, M40, the middle and M50 the outer

(not complete yet).



HOW TO GET TO THE VENUE

03. VENUE



ADDRESS

Madrid Marriott Auditorium Hotel &
Conference Center
Avenida de Aragon, nº400. Madrid.
Telephone: +34 914 00 44 00
Web: **Spanish. English.**

Tournament Website

From Avenida América Transport Hub (20 min.)

1. Go to **Level -2**: the itracity/intercity buses area. Enter to the platform area on your left if you come from the metro, on your right if you come from outside. You'll see many **green bus** stops.
2. Take one of these lines: **222, 223, 224, 224A, 226, 227, 229, 281, 282** and **283** (these are intercity buses that go to Torrejón de Ardoz, Alcalá de Henares and San Fernando de Henares that stops in the **Madrid Marriott Auditorium Hotel**).
3. Tell the bus driver that you want to get-off at the hotel.
4. Pay attention: the last part of the ride will be following the A2 highway. The stop is around km. 12 of this highway.
5. Get off in the bus stop in front of the hotel.

FIRST BUS: 6:30 H FROM MONDAY TO FRIDAY. AROUND 7:00 H SATURDAY AND SUNDAY

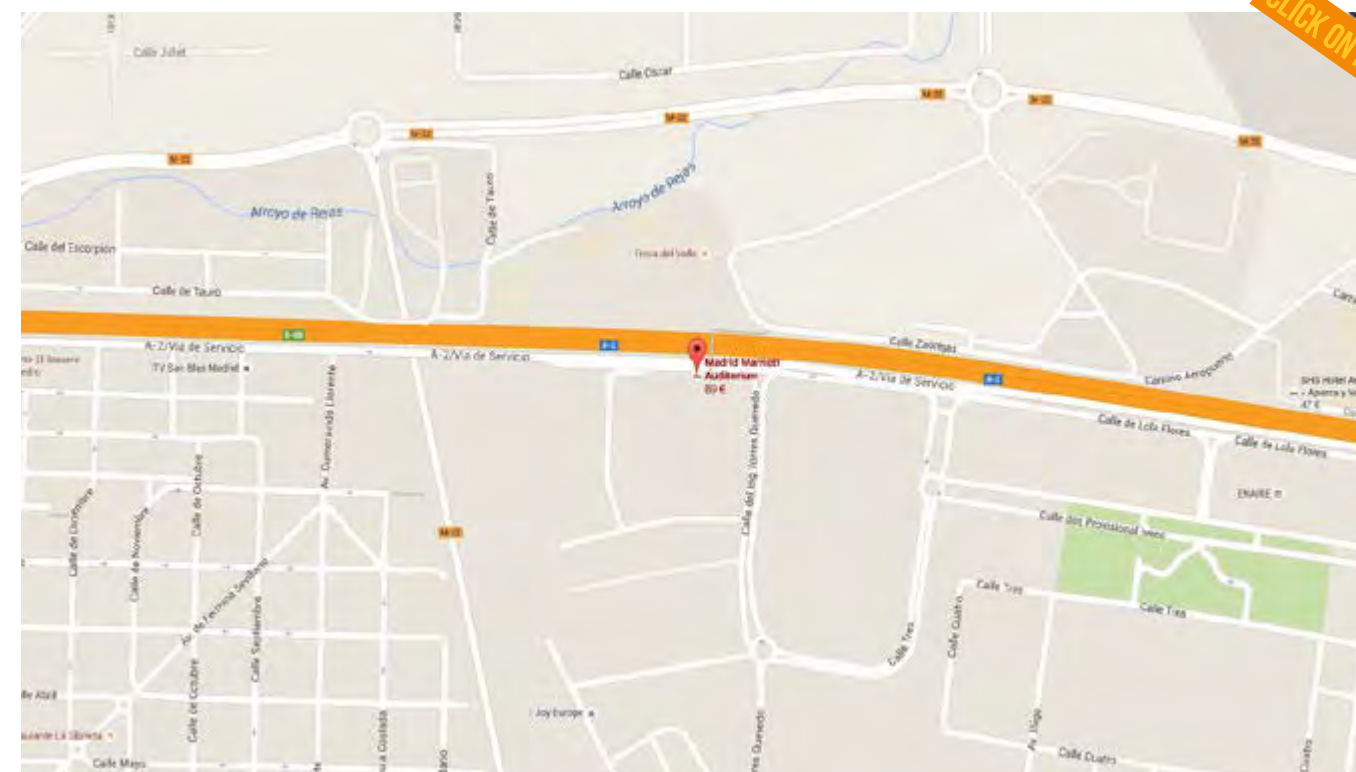
For returning to Avenida América, just cross the A2 highway and take one of the green buses that go towards Madrid.

LAST BUS: AROUND 23:30 H.

It may be useful to use the app from the public transport company Consorcio de Transportes de Madrid described in Public Transport Section. If you don't want to install it, you can consult the timetables in the following links. In that webpage, you have information of the next busses in the range of 2 hours.

ARRIVING STOP: stop 07208

RETURNING STOP: stop 07300



CLICK ON ME

FROM CANILLEJAS (15 MIN.)

1. Take one of these lines: **222, 223, 224, 224A, 226, 227, 229, 281** and **283** (yes, there are the same bus lines that you can take in Avenida de America They stop in Canillejas).
2. Pay attention: the last part of the ride will be following the A2 highway. The stop is around km. 12 of this highway.
3. Get off in the bus stop in front of the hotel.



For **returning to Canillejas**, just cross the A2 highway and take one of the green buses that go towards Madrid.

FROM THE AIRPORT

Option 1: (70-80 min. – 3.5 eur €)

1. Take Bus Line 101 or 200 to Canillejas.
2. Follow the steps described in Canillejas section.

We recommend taking line 200 because it is faster.

Be careful, Line 101 ends in Canillejas (L5), Line 200 ends in Avenida América (in case you stop in Avenida América, follow steps described in Avenida América section).

Option 2: (40-60 min. – 7 eur €)

1. Take the metro (L8) to Nuevos Ministerios Station (L6,L8,L10, Cercanías)
2. Change to L6 to Avenida de America (L4, L6, L8, L9)
3. Exit the Metro (you are in Level -3) and go to Level -2:. Follow the indications from Avenida de América.

Option 3: (50-70 min. – 6.60 eur €)

1. Take the train to Nuevos Ministerios Station (L6,L8,L10, Cercanías)
2. Take the metro, L6, to Avenida de America (L4, L6, L8, L9)
3. Exit the Metro (you are in Level -3) and go to Level -2:. Follow the indications from Avenida de América.

Option 4

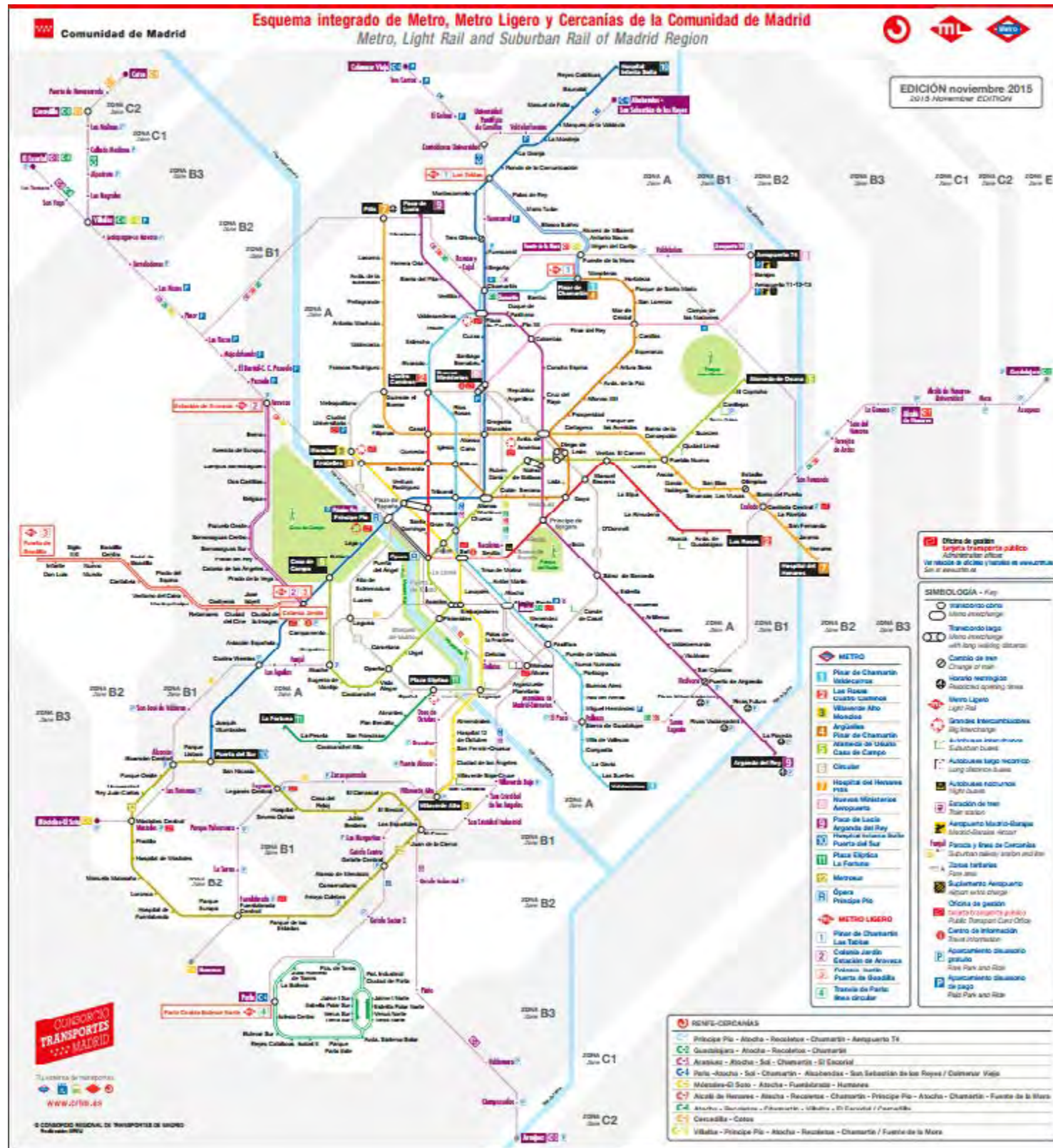
The hotel have a free airport shuttle. If you have a room there, just call to the hotel and ask them.

Option 5 TAXI :

Just take a taxi in the airport. The hotel is only at 6 km. The stimated fare is 25.

FROM ANY PART IN MADRID

This is easy. Just take the metro to **Avenida de América** or **Canillejas**. Follow the steps described in these sections.



UNDERGROUND “METRO”

Madrid has one of the best underground train systems in the World. The most important thing you should know about this underground is the difference between ticket types:

OPENING HOURS: from 6:00 am to 1:30 am. At 1:30 am, the last train exit from each line edge.

SINGLE TRIP TICKET – A ZONE

A Single Trip Ticket depends on the number of stations you are going through. If you go up to 5 stations, it costs 1'50 EUR. Then, each additional station costs 0'10 EUR, up to 2 EUR max.



NUMBER OF STOPS	COST
1-5 stations	1'5 €
6 stations	1'6 €
7 stations	1'7 €
8 stations	1'8 €
9 stations	1'9 €
10+ stations	2.0 €

METROBUS - 10 TRIP TICKET (ALSO VALID FOR ITRACITY BUSES) – A ZONE

It costs 12.20€ You can share it with your friends. Best option if you want visit Madrid.

AIRPORT SUPPLEMENT

If you go to or out of the airport, you need to know that you have to pay an “Airport Supplement” which costs 3 € You can:

- Buy a single ticket with the supplement. Usually 5€
- Add the supplement to your 10 Trips Ticket. As many as you need. 3€ each

Buy a supplement ticket in case you don't have it and need to exit from the Metro to the Airport. 3€



OTHER TICKETS

The part of Metro lines outside the A-zone have special fares. These lines are: Metro Sur, Metro Norte, Metro Este, TFM and Metro Liger Oeste

You need a special ticket for that “line” – single or 10 trip ticket – or pay for the special ticket valid for the whole metro network:
Combinado Single Trip Ticket – 3€
Combinado 10 Trip Ticket – 18.30€

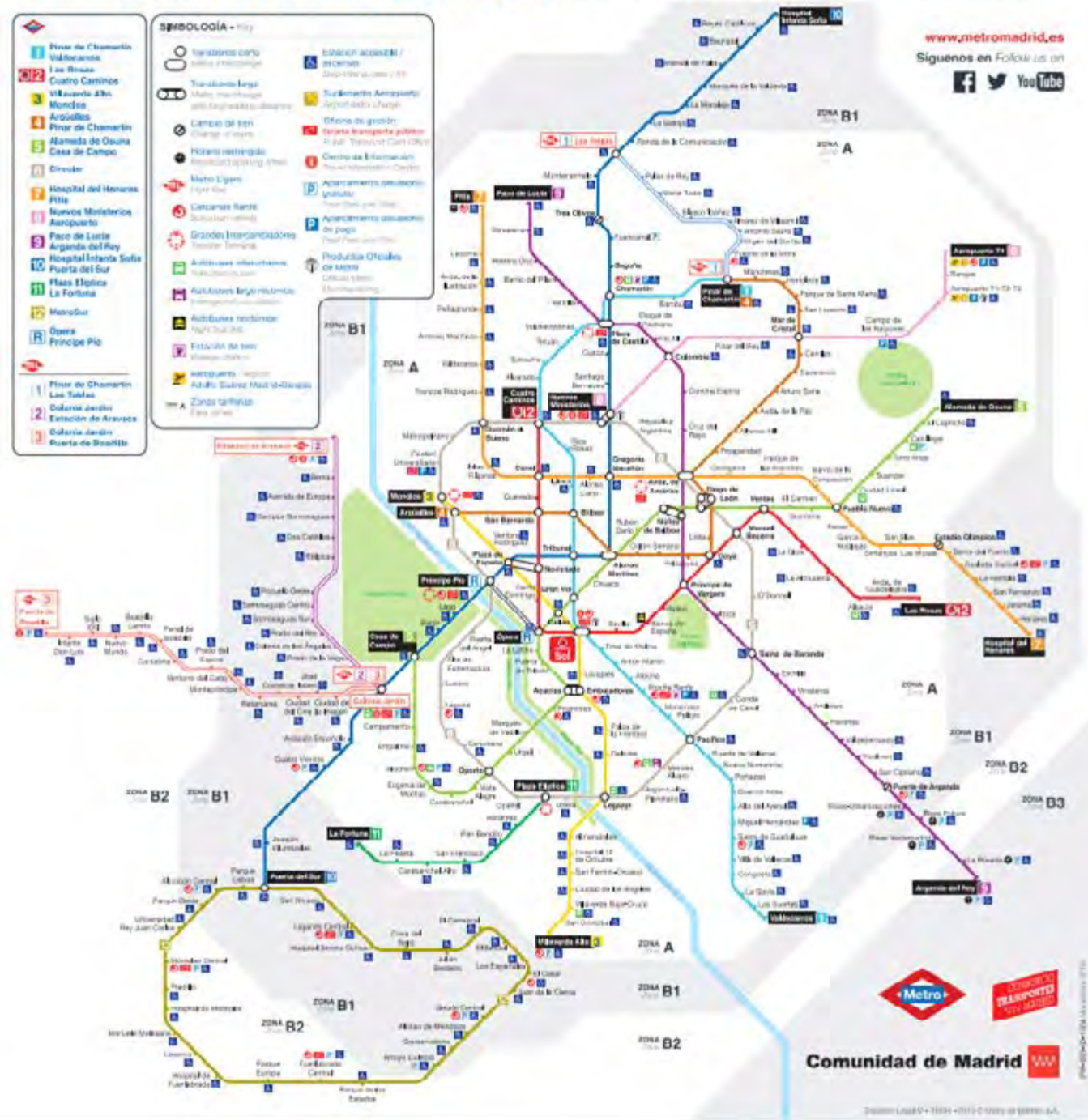
These tickets are only needed if you go to these lines. All indications inside this guide do not need them.

VENDING POINTS

You can purchase these tickets in the vending machines at the entrance of the Metro; also at tobacco stores and newsstands.



RED DE METRO Y METRO LIGERO *Metro and Light Rail Network*



LINK HERE



BUS

There are two types of buses in Madrid:

Intracity buses (blue) are buses that move inside the Capital City, Madrid .

Intercity buses (green) which connect towns and cities to each other.

INTRACITY BUSES:

They operate in A-Zone.

Operation Hours: from 6:00 h to 23:30 h

Fares:

Single Trip Ticket: 1.5 EUR

Single trip ticket – Express Airport: 5 EUR

Metrobus (10 Trip Ticket): 12.20 EUR

10 trip-ticket with one transfer included (bus+bus): 18.30 EUR

For further information you can also visit [HERE](#)

INTERCITY BUSES:

They operate in the A to C2 zones. Depending on the number of zones you cross.

Operation Hours: each line has its own timetable. Usually from 6:00 to 23:00. Check each line.

Fares:

Single Trip Ticket: 1.5 EUR inside A-zone - 2.0 EUR from A to B1 zones (this is for the venue)

10 Trip Ticket: 12.20 from A to B1 zone

For the rest of combinations and more information, please visit [HERE](#)

Single ticket are bought inside the bus. Large notes are not allowed for payment. 10 Trip Tickets are sold in tobacco stores and newsstands.

TRAIN “CERCANÍAS”

It connect Madrid with surrounding cities. It is fast but not all cities have train station.

Operating hours : first train on the line edge around 5:30 h, last train on the line edge around 23:00 h. Check the specific timetable for your station.

Timetables: <http://www.renfe.com/viajeros/cercanias/madrid/index.html> (only Spanish)

FARES: The cost for each ticket of the Cercanías train is based on the amount of zones you want to cross. Cost for different tickets

NUMBER OF ZONES	SINGLE TRIP TICKET	10 TRIP TICKETS
1	1.70 €	10.00 €
2	1.70 €	10.00 €
3	1.80 €	13.70 €
4	2.60 €	18'55€
5	3.40 €	24.30 €
6	4.05 €	28.55 €
7	5.50 €	38.45 €
Green Zone	8'55 €	N/A



[MAPS HERE](#)

TAXI

Taking a taxi in Madrid is a very easy way to move through the city, but it is not the cheapest one. The drivers usually don't have more than 20 €in cash for change so they do not accept any bigger paper money but you can normally pay with credit card in taxis. Ask the driver beforehand! If you plan to move through the city using a cab, these are the basic cost for the trips:

Starting fares between 2.40€working , from 6:00 until 21:00. 2.90€the rest of the time€
Cost by Kilometer: between 1.05 and 1.25 €/km

Two suggested companies

RADIO TELÉFONO TAXI
WWW.RADIOTELEFONO-TAXI.COM/CALCULAR-TARIFA-TAXI.HTML
INFO@RTTM.ES
+34 91 547 82 00 / +34 902 478 200

TELE TAXI
WWW.TELE-TAXI.ES/INDEX.PHP/EN/TARIFAS
+34 91 371 21 31

TURISTIC TICKET

There are two types of Turistic Ticket:

- Zone A: includes all transport in Transport zones 0 and A (Madrid City), e.g. metro, bus, train. (Except Express Bus to Airport)
- Zone T: includes all transport in the whole province of Madrid. (Except Express Bus to Airport)

PRICE

	1 DAY	2 DAYS	3 DAYS	5 DAYS	7 DAYS
ZONE A	8,40 €	14,20 €	18,40 €	26,80 €	35,40 €



MOBILE APPLICATIONS

You can use this mobile application for calculating your trips.

MAIN PAGE
WWW.CRTM.ES
LINKS
[I-TUNES](#)
[GOOGLE PLAY](#)



05. HOTELS

The first option is the hotel that holds the venue. You can't be closer and you may go to your room to take a rest in case you are in break.

Madrid Marriott Auditorium Hotel & Conference Center

Avenida de Aragon, nº400. Madrid.

+34 914 00 44 00

Website

The second option for finding a good hotel is near to Avenida América Metro Station. You can go walking to the transport hub and take one of the buses that goes to the venue. You can go to the city center using the metro, it is pretty near. This area is a bit expensive.

AC Hotel Avenida de América

Calle de Cartagena, 83, Madrid

917 24 42 40

or

Silken Puerta América

Avenida de América, 41, Madrid

917 44 54 00

The third option: try to find a hotel or hostel next to Metro Line 4, 6 or 7. You'll be in Avenida América quickly using the metro, and then you can take the bus in Avenida América hub. You may want to be around San Bernardo metro station (or even Gran Vía), where cheapest hostels are.

The fourth option: I have found two good hotels connected with the venue with the same buses that exit from Avenida de América and Canillejas. They are far from the city centre, but they are near the venue and not so expensive. In that area, you can go to Planetocio Shopping Centre.

Axor Feria/Axor Barajas

Calle Campezo, 4, Madrid

913 12 19 60

or

Nuevo Boston

Avenida de Aragón, 332, Madrid

917 46 16 13



06. SIGHT SEEING

TURISTIC CARD

This touristic card makes you easier to visit the most important museums and touristic places. Entries to many museums is already included (El Prado, Reina Sofia, Real Madrid...) and in some of them you have the "fast pass". In addition, you get some discounts in several stores, restaurants.

Price: 1 day: 47 € 2 days: 60 €

Further information in [HTTP://WWW.MADRIDCARD.COM/EN/INICIO](http://www.madridcard.com/en/inicio)

MONUMENTS



THE PALACIO REAL

is an enormous renaissance building constructed during the 18th and 19th centuries and it is one of the most popular attractions in the city. It is the official residence of the Spanish Royal family, although they only use it for state occasions. There is an entry fee of 10€ but it will be closed if there are state acts planned.

Address: Calle Bailen

METRO: OPERA (L2-L5)



SABATINI GARDENS – JARDINES DE SABATINI

Small park that follows the French style of Versailles Gardens, but in a reduced size, that is part of the Royal Palace. There is a pool, statues and fountains among the trees and flowers.



CAMPO DEL MORO

Located in the back of the Royal Palace of Madrid, these gardens contains many tree species, acting as a botanical garden. Nice place for relaxing.

Address: Calle Virgen del Puerto

METRO: PRÍNCIPE PÍO (L6, L10)



ALMUDENA CATHEDRAL CATEDRAL DE LA ALMUDENA

A neo-classic, neo-gothic and neo-Romanic temple, consecrated by Pope John Paul II. The Neo-Gothic interior is uniquely modern, with chapels and statues of contemporary artists, in heretogeneous styles, from historical revivals to "pop-art" decor.

Address: Calle Bailen, 10

PLAZA MAYOR

Large square with arcades that in old times was the place of the city market. Now it is one of the main tourist attractions, with restaurants, peddlers and artists.

METRO: SOL (L1-L2-L3) AND OPERA (L2-L5)

**PUERTA DEL SOL**

The heart of the city of Madrid. This square is the starting point (Km0) of all national roads. It has the most followed clock in Spain to celebrate New Year's Eve and, of course, a lot of shops, bars and restaurants. The longest street in Madrid, Calle Alcalá, starts in this square. Besides, the commercial streets Preciados and El Carmen start here.

METRO: SOL (L1-L2-L3)

PUERTA DE ALCALÁ

As one of the icons of Madrid, this ornamental gate was built by King Carlos III in his project of improving the appearance of Madrid. Next to it you can walk into Park of Retiro for a peaceful rest or go to Lagasca Street and try the best burger in Madrid, in Alfredo's Barbacoa.

Address: Plaza de la Independencia, 1
Metro: Retiro (L2)



MUSEUMS

Madrid has a very large amount of museums, these three are the most famous

EL PRADO

is one of the most important art museums in Europe and amongst the best in the world. The collection includes sculptures, drawings, paintings and art objects by Goya, Velazquez, Tiziano... and other great painters. The general fee is 14€ but entrance is free from Tuesday to Sunday from 18:00 to 20:00.

If you rather like modern art, you should visit **MUSEO REINA SOFIA**

Inside this museum you can admire several pictures by Dalí and Picasso, including the amazing Guernica, among other XX century artists. Entry fee: 8€

Finally, if you like a review of the whole History of Art, a must visit place is

MUSEO THYSSEN-BORNEMISZA. It houses works from the Renaissance to Impressionism. General entrance fee is 10€ and it is free on Mondays (12:00-16:00)

These three museums are very close to each other, being placed in the surroundings of Paseo de Recoletos and Paseo del Prado. If you don't want to miss any of them, you can buy a ticket that include entrance to all three, called "Abono Paseo del Arte", for 25,60€

**MUSEO DEL PRADO**

www.museodelprado.es/en/

Address: Calle Ruiz de Alarcón 23

Metro:

Atocha (L1), Banco de España (L2)

Timetable: 10:00-20:00

Phone: +34 913302800

MUSEO REINA SOFÍA

www.museoreinasofia.es/en/

Address: Calle Santa Isabel, 5

Metro: Atocha (L1)

Timetable: 10:00-21:00

(until 19:00 on Sundays, closed on Tuesdays)

Phone: +34 917741000

MUSEO THYSSEN

www.museothyssen.org/en/thyssen/home

Address: Paseo del Prado 8

Metro:

Atocha (L1), Banco de España (L2)

Timetable: 10:00-19:00

(Mondays 12:00-16:00)

Phone: +34 902 760 511

MUSEO SOROLLA

[HTTP://MUSEOSOROLLA.MCU.ES/INFORMACION.HTML](http://museosorolla.mcu.es/informacion.html)

NATIONAL ARCHEOLOGICAL MUSEUM

[HTTP://WWW.MAN.ES/MAN/EN/VISITA/ACCESOS.HTML](http://www.man.es/man/en/visita/accesos.html)

MUSEUM OF AERONAUTICS AND ASTRONAUTICS IN CUATRO VIENTOS.

[HTTP://WWW.EJERCITODELAIRE.MDE.ES/EA/PAG?IDDOC=66EB0DC3ACBC-1609C125746C0023390D](http://www.ejercitodelaire.mde.es/ea/pag?iddoc=66EB0DC3ACBC-1609C125746C0023390D)




GARDENS AND PARKS

There are two very big gardens in Madrid that were used in the past by the Kings of Spain for hunting and picnics. One of them is **Casa de Campo (Country House)**, a large extension of forests in which our event will take place. Apart from the forest itself there is a lake, a zoo, an amusement park (Parque de Atracciones de Madrid), an aerial tramway, sport center and a lot of wild animals (birds, rabbits, squirrels...).

Metro: **Casa de Campo** (L10, L5), **Botán** (L10) and **Lago** (L10)

The other garden and the favorite of Madrid's people is the **Retiro**, a wonderful oasis of calm located at the East of the center of Madrid. 'The green lung of Madrid', as it is called, has a wide number of statues, fountains and commemorative monuments that have turned it into a real open air sculpture museum and a wonderful place for walking, sailing in a boat on the lake, playing cards or simply resting.

Metro: **Retiro** (L2), **Ibiza** (L2)




07.LESS KNOWN PLACES

The previous section covers the most popular tourist spots, but there are some other beautiful places to visit that are less known for most people

TEMPLO DE DEBOD - TEMPLE OF DEBOD - CALLE FERRAZ, 1. - METRO PLAZA DE ESPAÑA (L3,L10)

It is an ancient Egyptian temple that has been reconstructed in a Park in Madrid. It dates from the 4th century BC and was donated and brought to Madrid in 1971.



ERMITA DE SAN PELAYO Y SAN ISIDORO - SAINT PELAYO AND SAINT ISODORO CHURCH -RETIRO PARKRO PLAZA DE ESPAÑA (L3,L10)

This medieval church, located in the Retiro Park nowadays, was originally erected in Ávila, 100 km away from its current location but its remainings were relocated in Madrid during XIX century.



ESTATUA DEL ÁNGEL CAÍDO - FALL-EN ANGEL STATUE - RETIRO PARK

You can find it inside the Retiro Park. It claims to be the only public statue in the world of Lucifer, the Fallen Angel.



CHOCOLATERÍA SAN GINÉS - PASADIZO SAN GINÉS, 5.

At this chocolatería you can have the most traditional chocolate con churros (since 1894!). It is very near of Plaza Mayor and Puerta del sol, so it is a very good option for starting the day with a typical breakfast.

08. OTHER CITIES AROUND MADRID



If you are staying longer in Spain, you might want to visit some other important and beautiful cities very near Madrid, (1-2 hours away)

Alcalá de Henares

The university, the cathedral and the house of Cervantes are rounded by a lot of bars where you can have cañas and tapas. Getting there takes around half an hour.

Toledo

Medieval city to the south of Madrid, where a mixture of Christians, Muslims and Jewish lived in peace in the Middle Age. Cathedrals, mosques and synagogues with a modern "Alcázar" (castle) can be seen there. You can go there by train, bus or car in around 1 hour.

Segovia

City to the northwest of Madrid. The most famous monument is the Roman Aqueduct, the cathedral and the "Alcázar". If you go there, you have to taste "cochinillo" (pork), lamb and big beans. You can go there by train, bus or car in 1 hour. On the way to Segovia, you can visit the Royal Palace of La Granja and see the "Sierra" of Madrid.

Aranjuez

Small city in the south of Madrid. There you can find the Royal Palace of Aranjuez, with excellent gardens. You can go

there by train, bus or car in about 1 hour.

Ávila

A medieval city rounded by Roman walls; plenty of churches and narrow and winding streets. There you can taste the "chuletón" (big steak) of beef. You can get there by train, bus or car in more or less 1 hour.

Salamanca

City to the north of Madrid. This University City has plenty of undergraduate life and fun. You can visit the two cathedrals, the University, and a lot of Renaissance palaces. Going there by car, train or bus takes about 2 hours.

Can you see the frog?-



09. FOOD AND DRINKS

Probably most of you have heard of “tapas” but aren’t quite sure what this really means. “Tapa” simply refers to a small plate of food (Its larger version, “ración”, is much better for sharing with a large group).

“Ir de tapas” (going out for tapas) is a dynamic activity which consists of hopping from bar to bar having some drink, usually a glass of beer (“caña”) or wine, and sampling a little of everything. Don’t expect to sit down to eat! The most popular types of wine are red (featuring “Ribera”, “Rioja”, “Toro”...varieties), white (“Rueda” and “Albariño”) and rosé (“Cigales” and “Ribera”).

One of the most famous places to have some “tapas” is in the “Cava de San Miguel” (near Plaza Mayor), and it is called Mercado de San Miguel (Saint Michel’s Market). In this place, you will have many different options in the same building. This place is quite expensive (2-3€ per tapa) but the quality is the best!

Around the city center and on Latina neighborhood (Metro: La Latina: L5) you can find a lot of bars that serve tapas.

In the surroundings of Plaza Mayor you might also want to taste one of the most typical dishes to take out: “Bocadillo de calamares” (Fried Calamari Baguette). Almost every bar on the street would have this on his offers!

But if you prefer to have a proper meal seating, here you are some other options:

ALFREDO'S BARBACOA

(one of the best burgers in Madrid)
Address: Calle de Lagasca, 5
Phone: +34 915 766 271
Metro: Retiro (L2)

Food: Burger



CASA MINGO

Address: Paseo de la Florida, 34
Phone: +34 915 477 918
Metro: Príncipe Pío (L6,L10)

Food: tapas, rations, Asturian food



LA GATA FLORA

Address: Calle San Vicente Ferrer, 33
Phone: +34 915 212 792
Metro: Tribunal (L1,L10)

Food: Italian-Argentinian food



LA BOLA

Address: Calle Bola 5,
Phone: +34 915 476 930
Food: Cocido Madrileño (Stew)



10. NIGHTLIFE

Madrid is a city where you can party every day of the week! The most usual days to go out are Thursdays, Fridays and Saturdays but there are a lot of tourists and students in Madrid that go out every day. These are the most famous zones to have a drink:

LA LATINA: typical for having beers and tapas. It is a good option for weekend morning and afternoon also! Includes the streets of Cava Baja, Cava Alta, Humilladero Square, La Paja Square and surrounding streets.
Metro: La Latina (L5).

MANUELA MALASAÑA - TRIBUNAL: Including Manuela Malasaña Street, La Palma Street, Fuencarral Street, 2 de Mayo Square and surrounding streets, is an alternative zone for having cañas, tapas and cocktails.
Metro: Tribunal (L1,L10), Bilbao (L1,L4).

MONCLOA-ARGÜELLES: including the streets around these two Metro stations, it is usually crowded with university students. Although you can also have dinner in this zone, it is better for drinking beer and cocktails.
Metro: Moncloa (L3,L6) and Argüelles (L2,L4,L6)

CHUECA: this funny zone has increased its fame since a lot of artists have gone there for living. Small, cheap and alternative bars are placed around Chueca Square. It is also the gay quarter.
Metro: Chueca (L5)



11. LOCAL GAME STORES

In Madrid there are many local gaming stores, both in the city and in the province, and some of them are really great. In this guide we have collected only the most important in the city.

Magic Evolution

C/ Manuel Silvela, 8

Phone Number: 91 758 25 63

[HTTP://WWW.MAGICEVOLUTION.COM/](http://www.magicevolution.com/)

Metro: Bilbao (L1,L4), Alonso Martínez (L4,L10)

Metrópolis Center

C/ Espejo, 9

Phone Number: 91 541 66 87

[HTTP://WWW.MTGMETROPOLIS.COM/](http://www.mtgmopolis.com/)

Metro: Ópera (L5)

Generacion X (Carranza)

C/ Carranza, 25

Phone Number: +34 914 47 07 46

[WWW.GENERACIONX.INFO](http://www.generacionx.info)

Metro San Bernardo (L4)

Ítaca Freak Shop

C/ Andrés Mellado 38

Phone Number: 91 523 81 21

[WWW.TIENDAITACA.COM](http://www.tiendaitaca.com)

Metro: Moncloa (L3, L4, L6), Argüelles (L4, L6)

MrMind

C/ Príncipe de Vergara,90

Phone Number: 911644550

[WWW.MRMIND.ES](http://www.mrmind.es)

Metro: Avenida de América (L4,L6, L7, L9)



Generación X (Elfo)

C/ Elfo, 98

Phone Number: 913675380

[HTTP://WWW.GENERACIONX.ES/](http://www.generacionx.es/)

Metro: Pueblo Nuevo (L5), Quintana (L5)



12. CRÉDITS



ANTONIO JOSÉ RODRÍGUEZ JIMÉNEZ
PHONE: +34 667740038
EMAIL: ANTONIO.J.RODRIGUEZ.J@GMAIL.COM

SERGIO PÉREZ MARCOS
PHONE: +34 630482286
EMAIL: SERGIOPEREZMARCOS@GMAIL.COM



VICTOR TRUONG

Some sections have been made adapting some contributions from previous travel guides. Thanks to the authors of those guides:

*Sandra Regalado, Maxim Antipov, Kepa Arrieta, José Tamargo, Christian Bus-
quiel and Joaquín Pérez*

travelguide