

# MAGIC

The Gathering

## GRAND PRIX SYDNEY



## Travel guide

Written by Sonia L'Hopital

### TOPICS

1. General information..... p.2
2. Transport..... p.4
3. The GP venue..... p.7
4. Accommodation..... p.8
5. Food and drink..... p.9
6. Places to visit..... p.13
7. Magic stores..... p.18

## **1) General information**

### **Currency:**

The Australian currency is the Australian Dollar.

Bank notes are issued in five denominations:

\$5, \$10, \$20, \$50 and \$100.



Due to the unfavourable rates, usually coupled with fees and/or commission for exchanging money at currency counters, it is recommended that you withdraw money from ATM machines, as needed, preferably using a bank affiliated with your bank when possible. However, exchange counters are everywhere. Though facilities exist in Sydney airport to change your currency, better rates can be found in the city.

Here are some check exchange rates to give you a rough idea.

1 AUD	0,72 US dollar	0,64 €	0,50 British pound	2,97 RM	2,57 Brazilian real	1,07 NZD	23, 50 New Taiwan dollar
-------	----------------	--------	--------------------	---------	---------------------	----------	--------------------------

**Time zone (UTC+10):** Here are some examples of the time zone in Sydney:

USA - NY	Brazil - Rio	EU London	Malaysia Singapore	Sydney	NZ Auckland
7 AM	8 AM	1 PM	7 PM	9 PM	11 PM

### **Electricity:**

Mains voltage in Australia is 230V 50Hz. Travellers from most nations in Asia, Africa and Europe should have appliances that work on the same mains voltage as Australia - therefore you will not need a voltage converter. Notable exceptions to this are Japan, USA and Canada which uses 100/120V 50/60Hz.

If your country does not use appliances within the 230V 50Hz mains voltage range, you will need to purchase a voltage converter. This will transform the voltage from the power outlet into one your appliance can use. You will also need a power adapter (see below). Power adaptors are available at the airports.



**Emergency:**

The **Triple Zero (000)** service is used to contact Police, Fire or Ambulance services in life threatening or emergency situations. This number is a free call from any phone (including mobile/cell phones).

**Coming to Australia :**

All foreign visitors must have a valid passport to enter Australia.

All visitors except holders of Australian and New Zealand passports require either a visa or an Electronic Travel Authority (ETA) before entering Australia. New Zealand citizens are issued with a visa on arrival in Australia.

For full detailed and up to date information on visas and visiting Australia see the official government website: <http://www.border.gov.au/Trav/Visi/Visi>

**Average temperature in July:** 13 degrees Celsius

## 2) Transport

Sydney is a very easy city to get around once you know what you are doing. Most places in the city are accessible by walking and the trip to the venue is a simple train journey.

### Sydney trains network (city centre)



## **Arriving at the airport**

When you land in Sydney, there are several ways to get into the city. Taxi, train or bus.

First things first, I would recommend getting an **Opal card**. This is similar to the London Oyster card or similar cards in other cities. This will make all public transport cheaper while you are in the city. When you arrive at the airport, there is a newsagents you should be able to get a card from.



**WARNING!** When you are using an Opal card remember to tap your card both when you get on the bus and when you get off.

- Train

The train from the airport to the city will cost you \$16.50. This includes a \$12.50 station access fee.

- Taxi

A taxi from the airport to:

- the city will cost about \$40-50,
- to an hotel around the venue will cost about \$80-100.



- Shuttle bus

There are several companies that run shuttle bus services to the city, and these can cost \$12-15 each person.

- Super budget option

If you really are on a budget, you can save the airport fee by getting a bus from the airport to Mascot (400). Just ask the driver when to get off. From there you can change onto a train and this will be about \$5-\$6 as you don't have to pay the airport fee.

## **Once you are in Sydney, the options of getting around are easy**

### **Train**

Both the Olympic Park and the city are really easy to get to by train. Fares range from \$2.30 for a short hop in the city to about \$4 one way to get from the city to the venue outside of peak hours. These prices are based off using an Opal card. Cash fares start from \$4 one way so this can get expensive quickly.

Peak hours are from 06:30-09:30 and 15:30-19:00 Monday to Friday. Expect to pay about \$1 more for journeys at this time.

Again, if you have an Opal card, public transport anywhere in the city is \$2.50 all day.

### **Bus**

While in Sydney, you shouldn't need to use the bus unless you decide to go to Bondi Beach. Fares range from \$2.10 to \$3.30. To get to Bondi, catch a train to Bondi Junction, and then a bus to the beach.

### **Taxis**

Taxis start at \$3.30, with a distance rate of \$1.99/km, a "waiting" rate of \$0.85/min, and a booking fee of \$2.50; and a night rate (rate 2 - applicable to journeys commenced between 10PM-6AM), which adds a 20% surcharge to the distance rate.

Again, in the city taxis are easy to come by, but out near the venue it may be harder to find a free taxi.

### **Taxi companies phone**

Premier Cabs **13 10 17**

Silver Service **13 31 00**

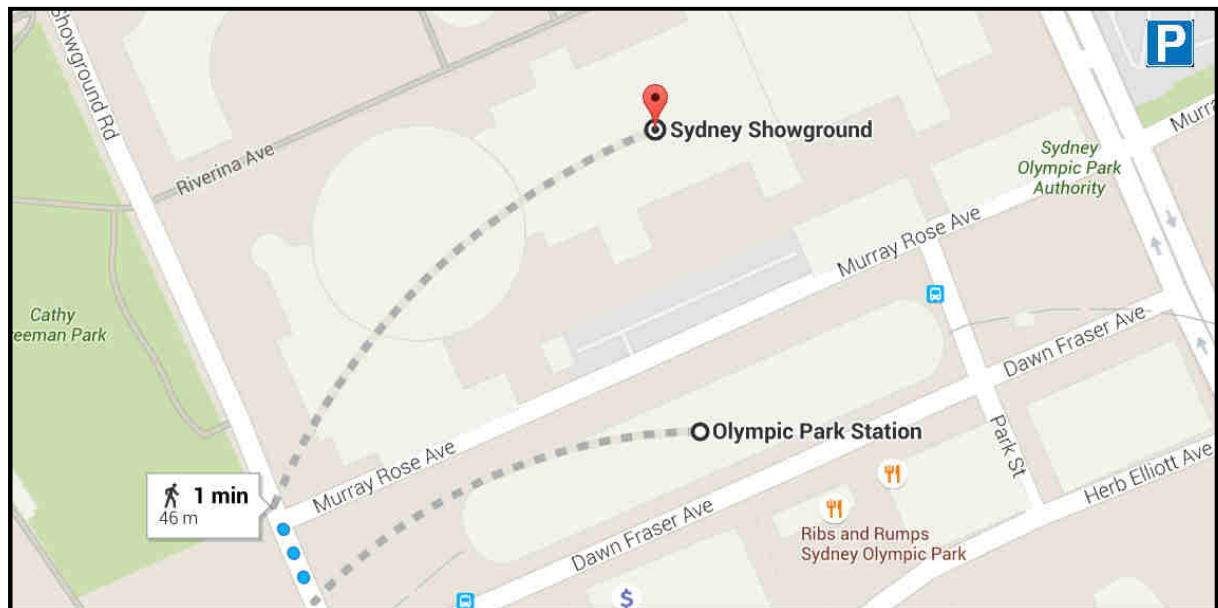
Legion Cabs **13 14 51**

### **Walking**

Although not technically public transport, most things in the CBD are walkable. The main roads are George St and Pitt St. Most of the cool stuff can be done on foot.

### **3) The GP Venue**

The GP will be held at the Sydney Olympic Park at the Sydney Showgrounds - Hall 4.



Located about 5 mins walk from Olympic park station it is accessible from both the city and the local hotels on the Olympic park.

#### **Getting to the Venue**

If you are coming from the city, the best way to get to the site is by train. **Take a train to Lidcombe (T1 or T2) and then change at Lidcombe for a shuttle train for the Olympic park (T7 terminus).**

When arriving at the station, walk out of the station and turn right, then right again following the signs for the showground. The venue will be about half way along the road.

#### **Facilities at the venue**

Within the Olympic park (about 5 mins walk from the hall) there are cash machines (Commonwealth bank), a Gloria Jean's coffee shop and a couple of fast food joints on Olympic Boulevard.



## 4) Accommodation

There is one budget hotel in Sydney Olympic Park, the Ibis budget Sydney Olympic park so if you plan on staying there, we recommend you book ASAP: [LINK](#)

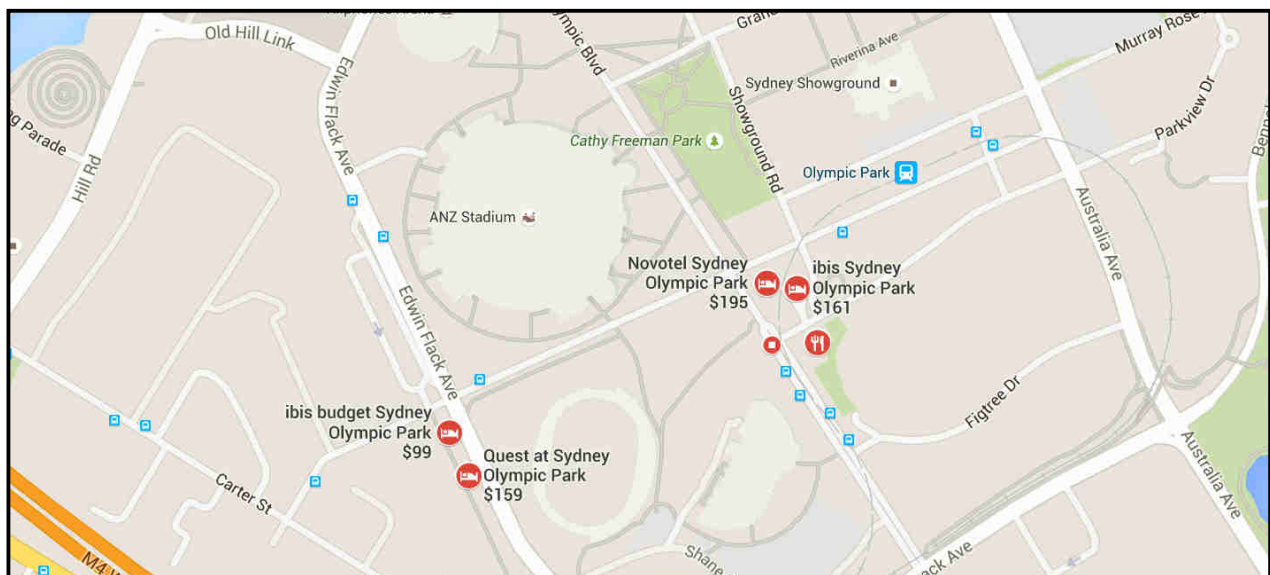


There are three other hotels close to the event:

- Ibis Sydney Olympic Park
- Quest At Sydney Olympic Park Serviced Apartments
- Novotel Sydney Olympic Park

If you are looking for cheap accommodation, there are hostels in the city around Central station (35 min away from the venue).

<http://www.hostelworld.com/>





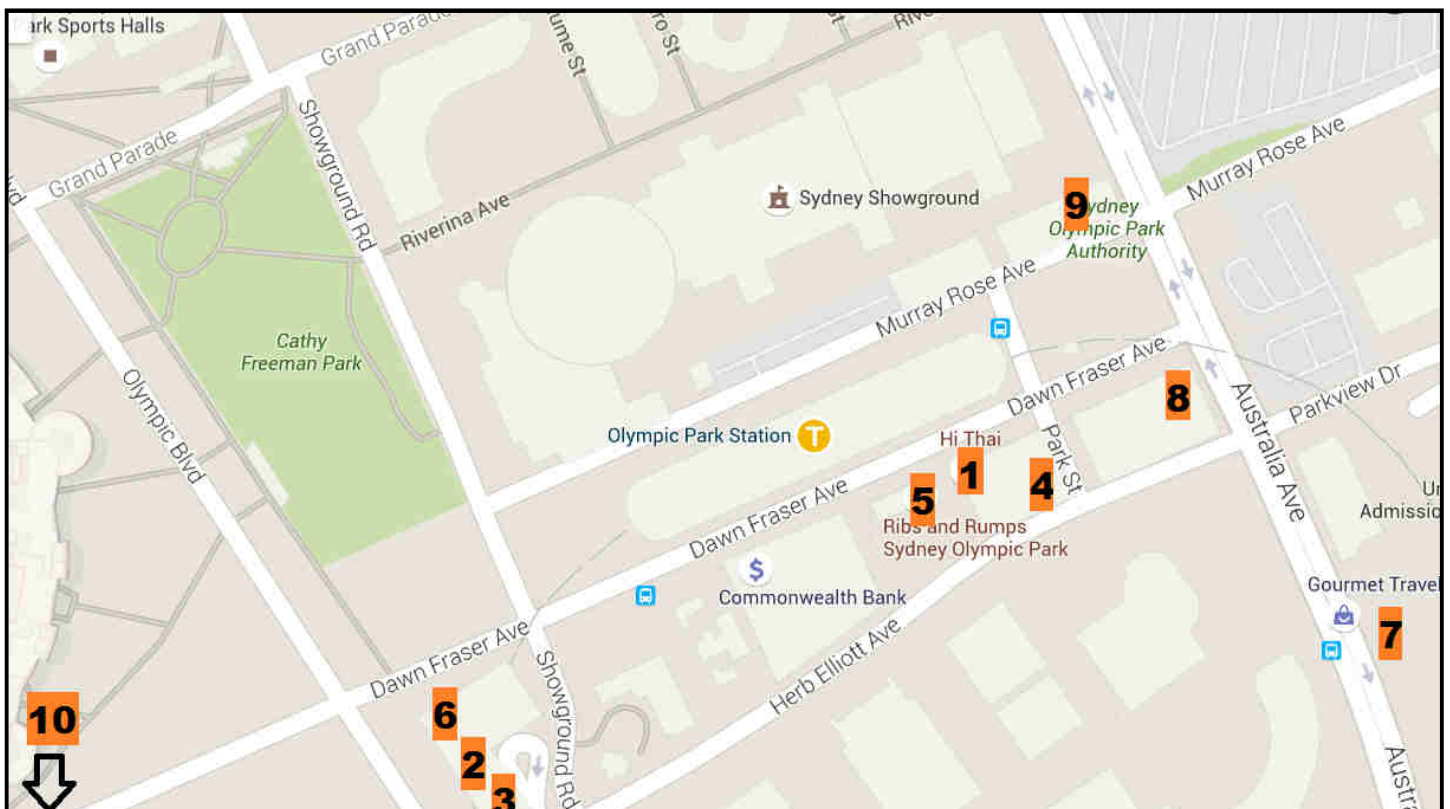
## **5) Food and Drink**

There are two major supermarkets in Australia, Coles and Woolworths. There is a branch of each in the city and in most major suburbs. This can be the cheaper option if you have a place to cook.

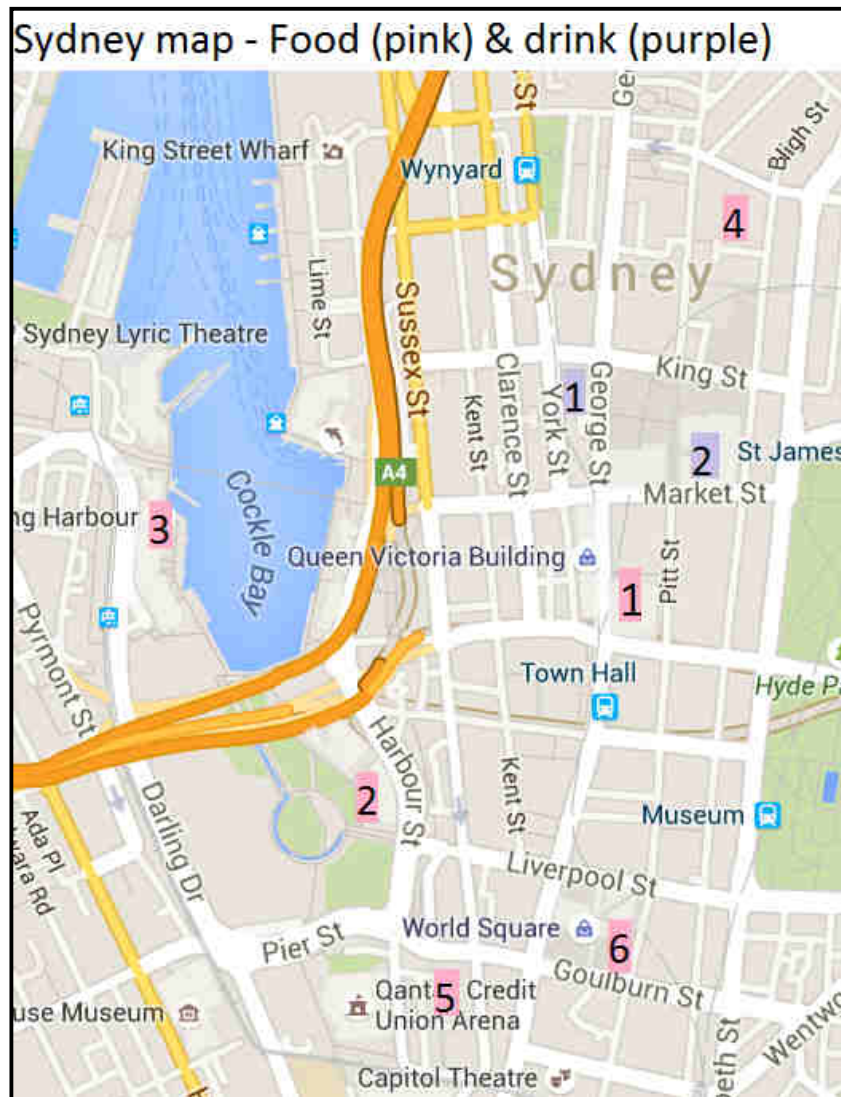
### **Close to the venue**

In Olympic Park, the main places to eat can be found near the train station (see map below):

- 1) Hi Thai
- 2) Mc Donald's
- 3) Oporto
- 4) Piccolo Roma
- 5) Ribs and Rumps
- 6) Subway
- 7) Thai palate
- 8) Lotus story
- 9) Flying sushi
- 10) The burger and salad haus



## In the city



### 1) Ichiban Boshi - Ramen

If you are looking for a cheap place to eat amazing **ramen**, this place is for you!  
It is on the top floor of the Galleries Victoria building on George Street, opposite the QVB.  
Just follow the sign "Kinokuniya".

### 2) Braza - Brazilian barbecue - Darling Harbour

To have non-stop great meat coming to your table is one of the best food experience in Sydney, especially after a day of GP.  
The traditional churrasco cost \$54.



### **3) Hurricane's grill - ribs and steak! - Darling Harbour**

This restaurant has a beautiful view on the Darling Harbour. We recommend the full rack of pork ribs (\$47).

Reservations recommend : 02 9211 2210

### **4) Suminoya - Japanese barbecue**

During 90 min, enjoy the all you can eat buffet menu (example: Wagyu beef) for \$45 (single dishes also available).

### **5) Mamak - Malaysian restaurant**

There is a never ending queue in front of Mamak. Of course, it is so good! We recommend the roti (picture below), especially the roti bom (dessert).



### **6) Din Tai Fung - Chinese restaurant**

You should try their pork dumpling (xiao long bao)! So good!

### **Drinks**

Drinks are available in schooners (380ml), pints (568ml) and jugs (1.2L).

If you choose to drink in the city, there is a lockout where you have to be in a venue by 1:30am and last orders is at 3am. Outside of the city centre, this isn't the case.



### **1) Barber Shop + Baxter Inn**

There is a nice place with 2 bars, the Barber Shop and the Baxter Inn, specialising in gin and whisky respectively.

### **2) Sydney Tower**

One of the more interesting places to have a drink is in the Sydney Tower. This is located in the Westfield on Pitt street in the CBD. Go up to the fourth floor and visit the bar in the tower. There is a minimum \$20 charge, but there are fantastic views of the city - especially if you go at night. It is also a restaurant.

### **Local things to try**

While in Australia, there are several things you should try.

Kangaroo - Not everywhere serves it, but if you get a chance to try it do so.

<https://www.youtube.com/watch?v=cgSFTKcCZkM>

Vegemite. A Yeast Extract spread you have on toast. If you have never had it, spread it thinly. It's very similar to Marmite in the UK and you will either love it or hate it.

[https://www.youtube.com/watch?v=P\\_sUhTWtvG4](https://www.youtube.com/watch?v=P_sUhTWtvG4)

Tim Tams - a chocolate coated biscuit (and one of the best gift for your scorekeeper).



Secret tech': Best eaten with a hot drink where you bite the two opposite corners off and drink through it, then put the whole thing in your mouth. Welcome to the Tim tam slam.

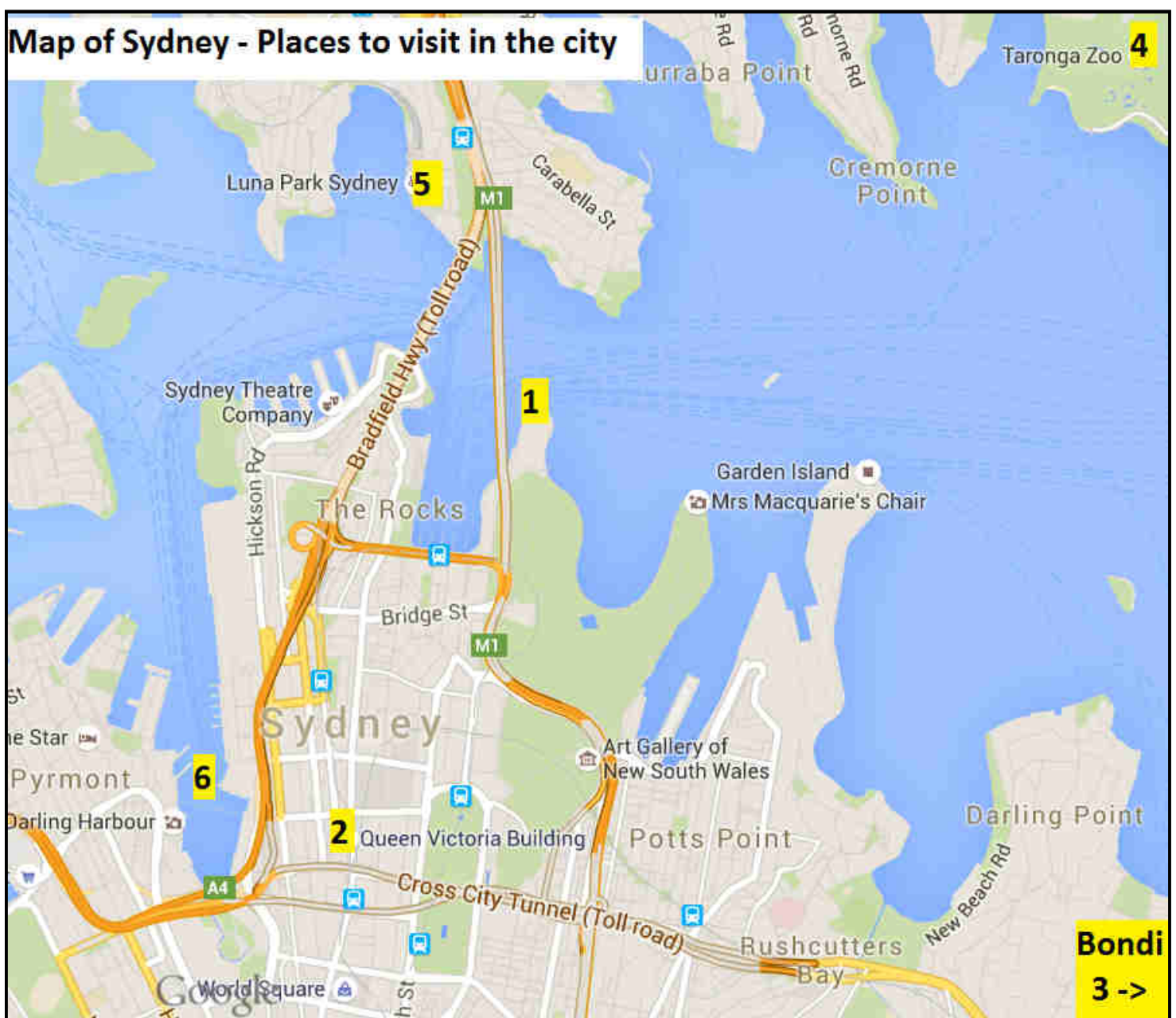
You have to try it : <https://www.youtube.com/watch?v=21roNtt7JNE>



## 6) Places to visit

### Inside Sydney

- 1) Sydney Opera House
- 2) Queen Victoria Building (QVB)
- 3) Bondi beach
- 4) Taronga zoo
- 5) Luna park
- 6) Darling Harbour



## **1) Sydney Opera House**

A must do in Sydney! Take a train/bus to Circular Quay. Walk to this building and have a drink by night at the Opera bar (underneath the Opera House) enjoying the view of this area.

During the day there is a nice walk to do through the Botanic Garden, next to the Sydney Opera House. You should also stroll around the Rocks, the oldest part of Sydney.



## **2) Queen Victoria Building (QVB)**

Rich in history and architecturally splendid, the Queen Victoria Building (QVB) occupies an entire block on Sydney's George Street, and has over 180 of Sydney's finest fashion boutiques and jewellery shops, accompanied by delightful cafes and restaurants.







### **3) Bondi Beach**

While golden sand, turquoise waters and perfect waves make Bondi Beach an iconic Sydney attraction, there is plenty to do beyond the surf. Fine dining, eclectic shopping markets, gorgeous coastal walks and a buzzing nightlife can all be experienced in Bondi.

Must do:

- Surfing
- Bondi to Coogee Coastal Walk

### **4) Taronga zoo:**



Enjoy a day discovering the wildlife of Australia with a fantastic view of Sydney! Kangaroos, platypus, koalas, they are all waiting for you.

The quickest and easiest way to get to Taronga Zoo is by public transport. The Zoo is located 12 minutes from Circular Quay by ferry or a short bus trip from the city or North Sydney.

Opening hours: 9:30 am - 5 pm

Daily admission: \$ 46



## **5) Luna Park**

Luna Park Sydney is an amusement park located in Sydney, New South Wales, Australia. Luna Park is located at Milsons Point, on the northern shore of Sydney Harbour. It's super easy to get to by train (Milsons Point station), ferry (Milsons Point Warf), bus or car. We recommend you to take the ferry: the view of the city is amazing!

More information: <http://www.lunaparksydney.com/>



## **6) Darling Harbour**

Combine a nice evening walk in this lovely place with a good dinner in one of our favourite restaurants: Hurricanes (ribs and steak) or Braza (all you can eat Brazilian barbecue with amazing meat, cheese and cinnamon pineapples).





## **One day trips outside of the city**

### **Blue Mountains - 1 day trip out of Sydney**

If you want to discover the wildlife forest with a bush walk, take a day trip by jumping in the train direction the Blues Mountain. You'll discover Aboriginal culture, walking tracks, camping, cannoning, climbing and horse riding activities. Blue Mountains National Park is accessible from a number of stations, including Blackheath, Glenbrook, Katoomba, Leura, Mount Victoria and Wentworth Falls.

More information: <http://www.nationalparks.nsw.gov.au/visit-a-park/parks/Blue-Mountains-National-Park>



### **Hunter valley - 1 day wine tour**

From fine wine and gourmet food to beautiful accommodation, a Hunter Valley getaway offers a taste of the good life. Australia's most visited wine region is home to more than 150 top-class wineries, vineyards and cellar doors as well as superb restaurants.

Getting there:

- Tourist Route T33 is a 3 hours drive passing through scenic mountains and in to the Hunter Valley via historic Wollombi.
- Daily train services depart from Sydney's Central Station for the Hunter towns of Maitland, Newcastle or Singleton. Connecting buses and tours will help you explore the area further.

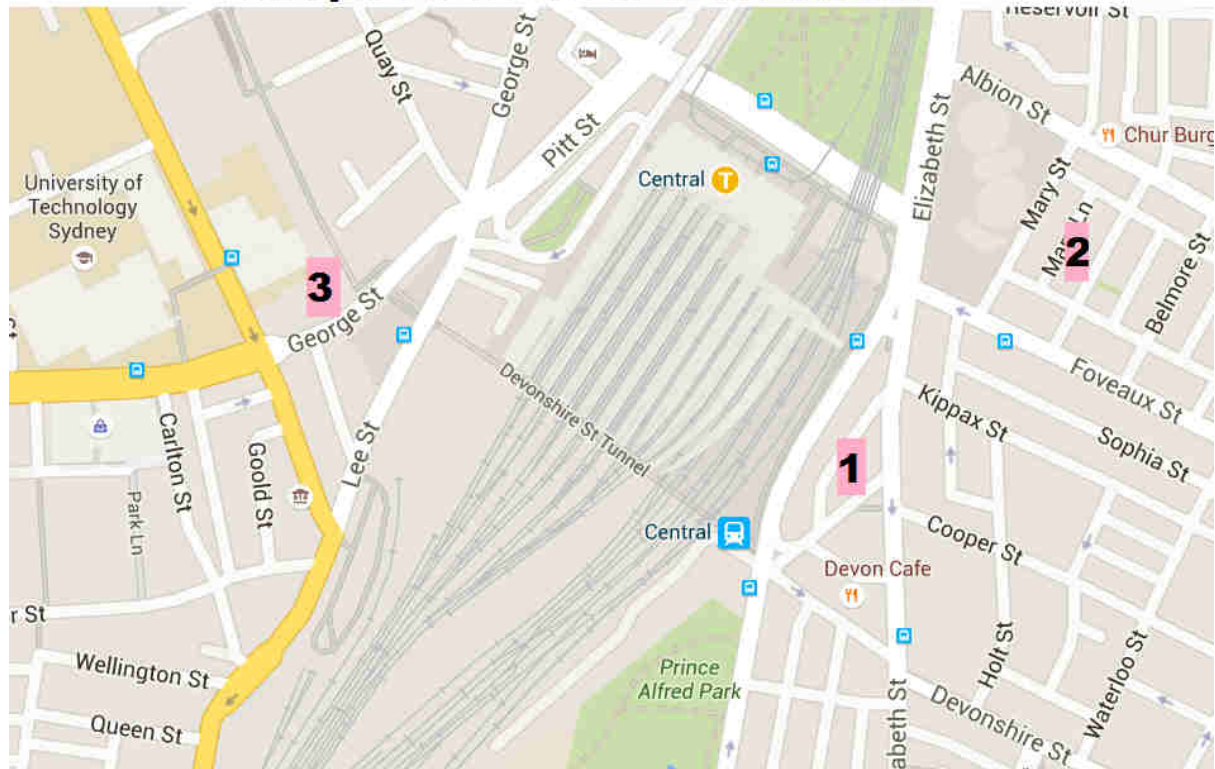
The most enjoyable way to get around the Hunter Valley is on tour with a local guide who knows where to go for the best shiraz or chardonnay, the freshest produce and the best cheeses. Hunter Valley Wine Country Tourism Visitors Centre can also help you plan your trip.

## **7) Magic stores**

### **a) Sydney CBD:**

The most accessible game stores are in the city. Here are three of them which are the easiest to access by public transport (Central station or Town Hall station).

### **Shops close to Central Station**



#### **1) The Nerd Cave**

Address: 1/7 Randle St, Surry Hills NSW 2010

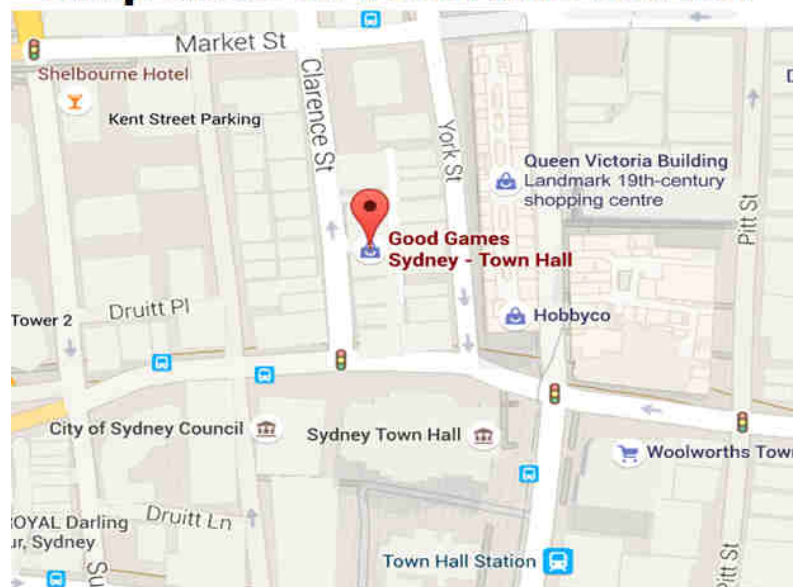
#### **2) The Games Den**

Address : L1/231 Commonwealth Street - Surry Hills NSW 2010

#### **3) Good Games Central**

Address : Level 1, 857 George St - Sydney, NSW 2000

### **Shop close to Town Hall Station**



#### **Good Games Town Hall**

Address: 222 Clarence St  
Sydney, NSW 2000

b) Shops in Sydney outside the CBD

i) Inner West Sydney

**1) Good Games Burwood**

Level 1, 195A Burwood Rd, Burwood NSW 2134

**2) Good Games Epping**

66 Beecroft Rd, Epping NSW 2121

**3) Good Games Top Ryde**

Top Ryde City Shopping Centre,  
Blaxland Rd & Devlin Street, Sydney NSW 2112

ii) West Sydney

**4) The Games Cube Parramatta**

79 Phillip St, Parramatta NSW 2150

**5) Gametraders Paramatta**

Shop 2160 Westfield Paramatta,  
159-179 Church St  
2150 Paramatta NSW 2150

**6) Mega Games Penrith**

478 High Street, Penrith NSW 2750

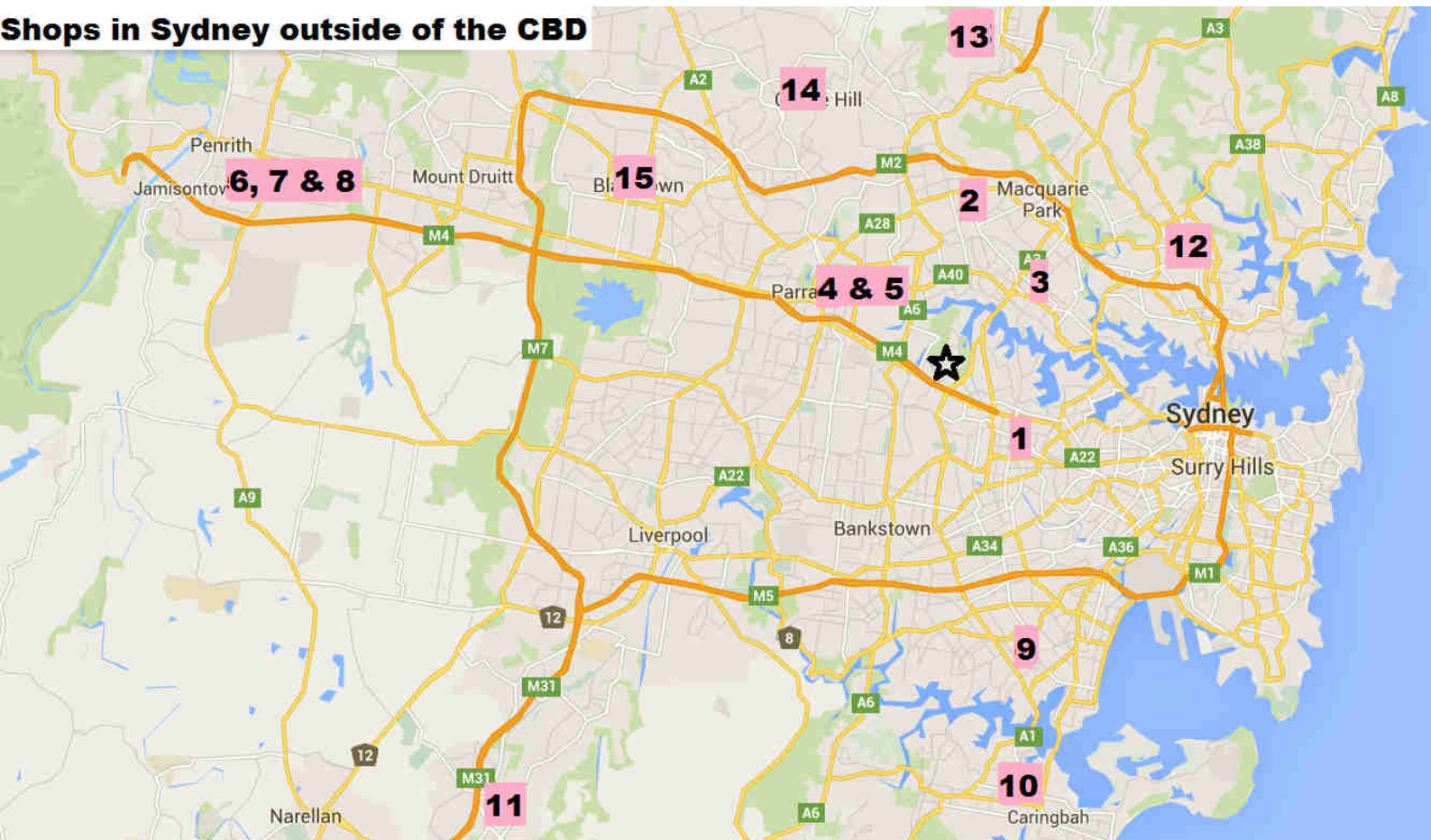
**7) Hall of Heroes Penrith**

3/513-519 High St, Penrith NSW 2750

**8) Gametraders Live Penrith**

114-116 Henry St, Penrith NSW 2750

**Shops in Sydney outside of the CBD**



iii) South Sydney

**9) Good Games Hurstville**

213/7-11 The Ave, Hurstville NSW 2220

**10) Good Games Miranda**

7/589 Kingsway, Miranda NSW 2228

**11) Hall of Heroes Campbelltown**

60 Queen St  
Campbelltown NSW 2560

iv) North Sydney

**12) Good Games Chatswood**

16 Anderson St, Chatswood NSW 2067

**13) Gametraders Live Hornsby**

3/2 William St, Hornsby NSW 2077

**14) Games Empire**

26/9 Hoyle Avenue  
Castlehill NSW 2154

**15) Gametraders Blacktown**

Shop 2033 Westpoint Shopping Ctr  
17 Patrick St  
Blacktown NSW 2148