

GP MADRID TRAVEL GUIDE

MAGIC
The Gathering
**GRAND PRIX
MADRID**



Index

INTRODUCTION	1
Welcome!	
Language	
General Tips	
SIGHTSEEING	3
Museums	
Monuments	
Less known places	
Other cities around Madrid	
Less conventional	
Amusement Parks	
Shopping	
HOW TO GET TO MADRID	13
Plane	
Train	
Bus	
Car	
HOW TO GET TO THE VENUE	16
Metro	
Bus	
Parking	
TRANSPORT IN MADRID	18
Underground (Metro)	
City bus	
Taxi	
The Superticket	
HOTELS	19
Nearest hotels to the venue	
Cheaper solutions	
FOOD	21
Let's Vegan	
LOCAL GAME STORES	23
CONTACT	24
CREDITS	25



Introduction

Welcome to Madrid!

Madrid is a modern metropolitan city preserving the look and feel of its vast history, and an economical and industrial center of Spain. With its population of nearly 3.5 million people, Madrid is also the biggest city in Spain.

Madrid has a lot of interesting attractions that offer both culture and amusement, such as El Prado Museum or the Warner park Madrid.

Madrid offers a vast gastronomical culture going from traditional and avant-garde cooking to everything you could wish for.

Language

The official language is Spanish and sadly a lot of people will have trouble communicating in English. Below we will give you some translations to some Spanish phrases:

ENGLISH	SPANISH
Hello	Hola
No	No
Please	Por favor
Thank you	Gracias
I don't understand	No entiendo
I don't speak Spanish	No hablo español
Excuse me	Disculpe
I like it	Me gusta
How much is it?	¿Cuánto cuesta?
Cheap	Barato
Expensive	Caro
Beer	Cerveza
Wine	Vino
Where is it?	¿Dónde está?

ENGLISH	SPANISH
Go	Vas
Target	Objetivo
In response	En respuesta
End of turn	Final de turno
Wait	Espera
I play	Yo juego
Draw (a card)	Robar (una carta)
Draw (The game)	Empatar (la partida)
Good luck	Buena suerte
Good game	Bien jugado
I win	Yo gano
I lose	Yo pierdo
I concede	Concedo
I play first	Empiezo yo

General Tips

International phone code: +34

Time zone: GMT +1

Emergency call: 112

Smoking: smoking is forbidden inside public places (bars, restaurants, train stations, hotels, etc.) but you can smoke outdoors.

Money: Spanish currency is Euro (€). Credit cards are widely used and accepted, especially Visa and MasterCard. However, it's always a good idea to have some cash with you (some stores do not accept credit cards)

Electricity: electricity is at 220V and 50Hz. Plug types C and F.



Type C



Type F

Average Temperature in December: You can expect a December average temperature of around 7°C, with a high of a very mild 11°C

Eating times in Spain are different from the rest of Europe:

Lunch time: 1:00PM to 3:00 PM

Dinner time: 9:00PM to 11:00PM

Sightseeing

Museums

[El Museo del Prado](#) is one of the most important art museums in Europe, and amongst the best in the world. The collection includes sculptures, drawings, paintings and art objects by Goya, Velazquez, Tiziano... and other great artists.

Address: Calle Ruiz de Alarcón 23
Metro: Atocha (L1), Banco de España (L2)
Opening Hours:
Mon-Sat: 10:00 - 20:00
Sun & Holidays: 10:00 - 19:00
General entry fee: 16
Free Mon-Sat 18:00 - 20:00
Free Sun & Holidays 17:00 - 19:00
Phone: +34 913302800
[Website](#)



If you rather like modern art, you should visit [Museo Reina Sofía](#). Inside this museum you can admire several paintings by Dalí and Picasso, including the amazing Guernica, among other XX century artists.

Address: Calle Santa Isabel, 5
Metro: Atocha (L1)
Opening hours:
10:00 - 21:00 (until 19:00 on Sun,
closed on Tue)
General entry fee: 8
Phone: +34 917741000
[Website](#)



Finally, if you would enjoy a review of the whole History of Art, a must visit place is [Museo Thyssen-Bornemisza](#). It hosts works from Renaissance to Impressionism.

Address: Paseo del Prado 8
Metro: Atocha (L1), Banco de España (L2)
Opening hours:
10:00 - 19:00 (Mon 12:00 - 16:00)
Phone: +34 902 760 511
General entry fee: 12
Free Mon 12:00 - 16:00
[Website](#)



These three museums are very close to each other, being placed in the surroundings of Paseo de Recoletos and Paseo del Prado. If you don't want to miss any of them, you can buy a ticket that includes entrance to all three, called "**Abono Paseo del Arte**", for 28,80€.

Monuments

El Palacio Real is an enormous renaissance building constructed during the 18th and 19th centuries and it is one of the most popular attractions in the city. It is the official residence of the Spanish Royal family, although they only use it for state occasions. There is an entry fee of 10€, but it will be closed if there are state acts planned.

Address: Calle Bailén
Metro: Ópera (L2-L5)
Opening Hours:
Mon-Sat 9:30 - 17:00.
Sun & Holidays 9:00 - 14:00
Phone: +34 914 54 88 00
[Website](#)



Los Jardines de Sabatini are Classical-style gardens created in the 1930's on the site of the stables built by Sabatini for the Royal Palace, hence their name. Located in front of the north façade of the Royal Palace, the gardens, whose construction began during the Second Republic, were completed after the Civil War.

Address: Calle Bailén, 2
Opening hours:
October-April 9:00 - 21:00
General entry fee: Free



La Puerta de Alcalá is one of Madrid's symbols and one of the most well-known monuments. It is now classified as a National Monument. It is a Neo-classical granite monument in the Plaza de la Independencia square. It stands near the city center and few meters away from the main entrance to the Buen Retiro Park. The square is bisected by Alcalá Street, although the street itself doesn't cross the monument.

Address: Plaza de la Independencia, 1
Metro: Retiro (L2)



[The Plaza Mayor](#), a grand arcaded square in the center of Madrid is very popular with tourists and locals alike. The symmetrical rectangular square features a uniform architecture. At the center of the square is a bronze statue of King Philips III, constructed in 1916 by Jean Boulogne and Pietro Tacca.

Address: Plaza Mayor, S/N
Metro: Sol (L1-L2-L3) and Ópera (L2-L5)



[La Puerta del Sol](#) is the vibrant heart of the city of Madrid. This square is the starting point (Km0) of all national roads. It has the most followed clock in Spain to celebrate New Year's Eve and, of course, a lot of shops, bars and restaurants. The longest street in Madrid, Calle Alcalá, starts in this square. Besides, the shopping streets Preciados and El Carmen start here.

Address: Plaza de la Puerta del Sol s/n
Metro: Sol (L1-L2-L3)



Less known places

In 1960, due to the construction of the Great Dam of Aswan and the consequent threat posed to several monuments and archeological sites, UNESCO made an international call to save this rich historical legacy.

As a sign of gratitude for the help provided by Spain in saving the temples of Abu Simbel, the Egyptian state donated the [Temple of Debod](#) to Spain in 1968.

Address: Paseo del Pintor Rosales, 2

Opening Hours:

Oct 1-Mar 31: Tue-Fri 9:45 - 13:45/16:15 - 18:15.

Sat-Sun & Holidays: 10:00 - 14:00

Phone: +34 91 366 74 15

*Metro: L3 - Plaza de España or Ventura
Rodríguez stop.*

L10 - Plaza de España stop.



[La Casa de Campo](#) is the largest park in Madrid. It is situated west of downtown Madrid. It gets its name 'Country House' because it was once a royal hunting estate.

An amusement park, the Parque de Atracciones de Madrid, and the Madrid Zoo are located inside the park. It is a large extension of forests in which our event will take place.

Metro: Casa de Campo (L10, L5)

Batán (L10) and Lago (L10)



In 1630 Philip IV's favourite decided to create a recreation area for the crown, opening in the summer of 1631 the [Parque del Buen Retiro](#). In addition, the Count-Duke of Olivares built for his sovereign an additional Royal Palace, which was finished in 1640. A botanic wonder, it hosts many street performers (magicians, jugglers), as well as live music and other artistic events taking place everyday. There is also a navigable lake with a boat rental service.

Address: Plaza de la Independencia, 7

Metro: Retiro (L2), Ibiza (L2)



The [Círculo de Bellas Artes](#) is a cultural circle hosting different activities, ranging from plastic arts, to literature, science and philosophy. The circle is hosted by an emblematic building and from its rooftop you can enjoy some of the best views of Spain's capital city. Furthermore, it was the venue of a Magic GP in 1997!

Address: Calle de Alcalá, 42

Opening Hours (Exhibit):

Tue-Sun 11:00 - 14:00/17:00 - 21:00.

Phone: +34 91 360 54 00

Metro: Sevilla (L2), Banco de España (L2).



Others cities around Madrid

[San Lorenzo de El Escorial](#) is a little village to the Northwest of Madrid, famous for his Monastery, built between 1563 and 1584. It's one of the Historic Spanish Royal Sites and functions as Monastery, Royal Palace, Museum and School. On 1984, UNESCO declared The Royal Seat of San Lorenzo of El Escorial a World Heritage Site.



[Toledo](#) is a historic city to the South of Madrid, where a mixture of Christians, Muslims and Jews lived in peace in the Middle Age. Cathedrals, mosques and synagogues with a modern "Alcázar" (castle) can be seen there. Former capital of Spain, it's a town full of legends and enchanting old corners, with an almost time-travelling quality to it. It is just an hour away by train, bus or car from Madrid.



Segovia, city to the northwest of Madrid. The most famous monuments are the breathtaking Roman Aqueduct, the cathedral and the "Alcázar". If you go there, you have to taste "cochinillo" (pork), lamb and big beans. You can go there by train, bus or car in 1 hour. On the way to Segovia, you can visit the Royal Palace of La Granja and see the "Sierra" of Madrid.



Ávila: a medieval city surrounded by Roman walls; plenty of churches and narrow and winding streets. There you can taste the "chuletón" (big steak) of beef. You can get there by train, bus or car in more or less 1 hour.



For those who enjoy a less conventional sightseeing experience

El Rastro is a typical Street market; it takes place on Sundays, in the southern area of Madrid. Everything that you need, from designer clothes to handcrafted accessories, collectible toys and antique furniture, new or used, can be found there.

*Metro: Puerta de Toledo (L5)
La Latina (L5)*



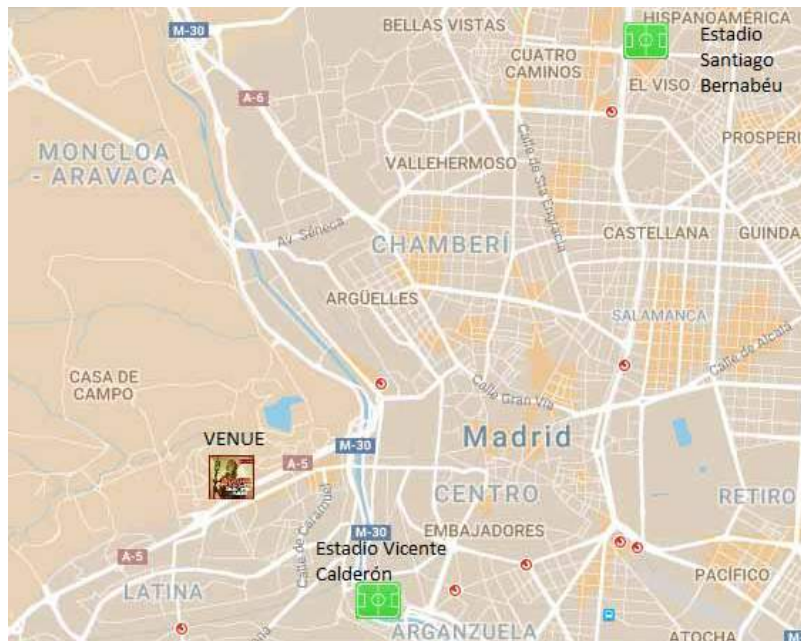
Santiago Bernabeu Stadium – Bernabeu’s Tour: The Real Madrid stadium’s Museum is the second museum in Madrid with the most visits, during the tour you can see the eleven European Cups, step on the grass, walk through the VIP’s Zone, get your photo “taken” with your favourite team player and more. The Tour lasts approximately 1 hour and a half.

Address: Av. de Concha Espina, 1
General entry fee: Adults 20
Children (up to 14 years of age) 14
Metro: Santiago Bernabéu. L10
Phone: +34 913 98 43 00



Vicente Calderon Stadium Museum: the Museum of Club Atlético de Madrid gives fans the chance to see trophies which had been conquered by the Atletico team throughout its 110 years of history. In addition, the Museum offers 750 unique and historical relic of the most emblematic players who have worn the red and white Atlético team jersey.

Address: Paseo Virgen del Puerto, 67
General entry fee: Adults 16
Children (up to 12 years of age) 8
Metro: Pirámides (L5)
Phone: +34 91 365 09 31 or +34 91 366 65 68



Amusement parks

Parque Warner Madrid is a theme park designed after different fantasy worlds and movie sets from Hollywood's Golden Age: Old West, DC Comics Superheroes, Hollywood 50's style Boulevard, Looney Toons Cartoon Village (the park's mascot is Woody Woodpecker), and Movie World Studios (movie stunts and special effects). It also hosts different restaurants, from fast food to traditional Spanish cuisine. Perfect for a plan with kids or roller coaster lovers!

Address: A-4, exit 22, San Martín de la Vega
General entry fee: Adults 40 , online 26
Junior, Senior: 30 , online 26
Kids (-100 cm tall) Free
Train: C3 to Aranjuez, transfer to bus 413
Bus: 412 "La Veloz",
Mendez Álvaro direct bus + entrance combo
[Website](#)



Madrid's Amusement Park is a more attraction and ride oriented amusement park. With both fun rides for kids and more exciting up for grown-ups, it's the perfect option to spend a hot day in the city thanks to its many water attractions. It hosts an arrange of traditional and fast food restaurants.

And as a bonus point, it's in the same area where our event takes place!

Address: Casa de Campo
General entry fee: 29
Without rides 11
Metro: Batán Station (L10)
[Website](#)



Faunia's nature theme park is a theme park in Madrid opened just a few years ago and is the first one in Spain based on the natural world. There you can find animals of different species and from all around the world, as well as life models of the main ecosystems.

Address: Av Comunidades, 28
General entry fee: 24,94
metro: Valdebernardo's station (L10)
[website](#)



Imagen facilitada por pedroemilio
en www.ciao.es



Shopping

[La Milla de Oro](#), lit. “The Golden Mile”, runs between Goya St., Velazquez St. and Serrano St., and houses (on actual palaces!) the most glamorous (and expensive) shops in Spain: from international high fashion brands (Carolina Herrera, Chanel, Miu Miu, Gucci, Hèrmes) and jewelry giants (Bvlgari, Cartier, Tiffany & Co), to the main shops of star Spanish designers (Loewe, Agatha Ruiz de la Prada, Manolo Blahnik, Adolfo Domínguez) and a fancier-than-usual El Corte Inglés superstore.

*Metro: Goya (L4), Velazquez (L4)
and Goya (L2, L4)*



Gran Vía, Calle Preciados (Preciados St.) y Calle Fuencarral (Fuencarral St.): located in the center of the city, these streets are plenty of shops, where you can find clothes, technology, souvenirs, restaurants, etc. Gran Vía houses chain stores (H&M, the Inditex empire), Preciados has a more preppy audience, and Fuencarral thrives on alternative and artsy subcultures. The best option to buy souvenirs for family and friends.

*Metro: Gran Vía (L5, L1), Callao (L5, L3)
Vodafone Sol (L2, Cercanías
Plaza de España (L10, L3)*



Las Rozas Village: this outlet shopping center is located just 30 min away from the city center. To get there by car, take the A6 motorway as far as exit 19 and at the first roundabout go straight ahead and follow the signs to Las Rozas Village. Alternatively, you can use the Shopping Express bus service, which runs directly from Plaza de España.



HOW TO TO ARRIVE TO MADRID:

By Plane – Adolfo Suárez Madrid-Barajas Airport (MAD)

Barajas is the main airport in Madrid. (There are other airports but they don't have commercial flights). This airport has four terminals: **T1**, **T2**, **T3**, indoors connected, while **T4** is a separate building and has a satellite terminal: **T4S**. If you fly through T4S, it will take you longer (20 min.) to get from the security control to the boarding gate.

As for the flight companies, T4 is used by Iberia and One World Alliance. The rest of Schengen-zone flights go to T1, T2 and T3. Non-Schengen travellers go through T4S.

T1, T2 and T3 are connected to T4 via free bus shuttle. T4S is further away so the shuttle is a train instead of a bus and the trip lasts 20 minutes. This shuttle train is located inside the terminal. In order to reach the T4S you have to get past the passport control. If you are European citizen, there are automatic passport checking machine. You may save time using them!



The airport is connected with the city center by different means of transportation. We present them in order of recommendation.

-UNDERGROUND (METRO), 5€ - 15 minutes:

Metro Line 8 connects the airport with the whole metropolitan area. There is a metro station at both mayor buildings: "aeropuerto T4" and "aeropuerto T1-T2-T3". The T1-T2-T3 metro station is located at T2.

Be careful because there is a small town with its own station (called Barajas) in between those.

A single trip ticket from the airport to almost any location in Madrid will cost you 5€.

In the case you already have a regular metro ticket or a 10-trip card (metrobus) will need to purchase an additional airport supplement that costs 3€. There is no need of supplement for tourist travel cards.



-TRAIN, 2,60€ - from 11 to 38 minutes, depends on destination.

The Cercanías train departs from T4 only every 30 minutes. If you fly to T1, T2 or T3 you can take the free shuttle to get to T4. The approximate journey length is the following:

- Chamartín: 11 minutes.
- Nuevos Ministerios: 18 minutes.
- Atocha: 25 minutes.
- Méndez Álvaro: 29 minutes.
- Príncipe Pío: 38 minutes.

You can check the [Timetables here \(only Spanish\)](#). As an example:

- From Airport T4 to Nuevos Ministerios (every 30 min)
 - First Train: 5:58
 - Last Train: 00:14
- From Nuevos Ministerios to Airport T4 (every 30 min)
 - First Train: 5:22
 - Last Train: 23:53

[More info here.](#)

-BUS:

There are several lines that will take you to the city center or Metro Station. The ticket may be purchased directly at the bus, cash only or bonobus (10 Trip Ticket) may be used:

- **Express line** (Atocha – Cibeles – O'Donnell – Airport): 5€ - 40 minutes
- **Route 200** (Avenida de América – Canillejas - Airport):
 - Fare: 1,5€ -
 - Travel Time: 40 minutes.
 - Timetable and Frequency: from 5:00 to 23:30 every 11-20 min.
 - [Map and timetables](#)
- **Route 101** (Canillejas Transport Hub – Airport):
 - Fare: 1,5€ -
 - Travel Time: 40 minutes
 - Timetable and Frequency:
 - Business Day: from 6:00 to 23:45 (from canillejas)/23:25 (from airport) every 20 min. aprox
 - Saturday: from 6:00 to 23:45 (from canillejas)/23:25 (from airport) every 25 min. aprox
 - Sunday: from 7:30 to 23:45 (from canillejas)/23:25 (from airport) every 27 min. aprox
 - (Map and timetables – [To Airport](#) – [From Airport](#))

[More buses info here.](#)



-TAXI:

There is a **flat fare of 30€** if you are travelling to anywhere inside Calle 30, which is more or less the city center. No supplements can be added to this fare.

For any other destination, the minimum fare is 20€ for the first 10 km. After 10 km, the taximeter will calculate the rest of the journey at the appropriate rate.

There is also an additional supplement if you arrive to the airport: **5.5€ (except flat fare)**

By train

It is pretty easy to get to Madrid by train or bus from almost any other city. The High Speed Train (AVE) is much developed in Spain. For example, Barcelona to Madrid trip takes less than 3hours; and Seville to Madrid trip takes only 2.5 hours.

Madrid has two main train stations for regular trains: **Chamartín** and **Atocha**. **Puerta de Atocha** is the AVE station. All of them are connected to the Public Transport Net with Metro Station, Cercanías Station and Bus Stops.

If you want to use come to Madrid by train, you can checks timetables and fares in [RENFE web](#) (Spanish trains operator).

By bus

Madrid is widely connected with all main cities in Spain and with France and Portugal. There are three bus stations for buses from abroad:

- Estación Sur de Méndez Álvaro (metro Méndez Álvaro – L6)
- Estación de Avenida de América (metro Avenida de América – L4,L6,L7,L9)
- Estación de Conde de Casal (metro Conde de Casal – L6)

Bus is cheaper for coming to Madrid. For sure you will arrive to one of these

By car

In the case you are willing to drive, Madrid, as it is located in the center of the Spanish geography, is the starting point for all of the main highways in Spain. These highways are more or less radial and are called A1 through A6. Their distribution is the following:

- **A1** – Comes from the Basque Country (Irún) passing Burgos. If you come from France it is likely that you are taking this highway, A1, or A2 (the next one in this list).
- **A2** Comes from Barcelona passing Zaragoza.
- **A3** – Comes from Valencia,
- **A4** – Comes from Andalucía (Cádiz, Sevilla, Córdoba, Jaén...)
- **A5** – Comes from Extremadura and Portugal.
- **A6** – Comes from Galicia (La Coruña).

In addition to these radial highways, that are the main entries to Madrid, Madrid City is rounded by circumferential motorways: **M30**, the inner, **M40**, the middle and **M50** the outer (not complete yet).

How to get to the venue:

This great event is located inside a large convention area called “Casa de Campo” inside the “Pabellón Multiusos I” Dome (formerly known as “Madrid Arena”). This is the exact address:

*Pabellón Multiusos I (Madrid Arena)
Recinto Ferial Casa de Campo
Avenida de Portugal, S/N
28011, Madrid, Spain*



Entrance from Avenida Principal.

HOW TO ARRIVE- METRO

The best way to get there is to use the Metro (1'50€ - 2€), there are two Stations near the event venue: “Alto de Extremadura” Line 6 – Circular (Grey) and “Lago” Line 10 - Blue.

To get there from the airport, the easiest way is to use the Metro:

- Take **Line 8 (Rose)** to “Nuevos Ministerios”
- Change to Line 6 – Circular (Grey) towards “Cuatro Caminos”.
- Exit at “Alto de Extremadura”.

It takes approximately 50 minutes to get to the station from Terminals T1 T2 T3, and 55 minutes from Terminal T4. Full map available here:

[Metromap](#)

Walking from Alto de Extremadura Station

When you get outside the station you will find yourself in a small square next to the Paseo de Extremadura Avenue. Inside the square, you will find a passage through the building that will get you to a big roundabout that leads to the entrance of “Casa de Campo”. Once you are inside, the venue is 5 minutes away.

Walking from Lago Station

When you get out from the station you should walk to the left and look for a slope to go up. This slope leads to an entrance to the “Casa de Campo” area and the venue is less than 5 minutes away. Line 6 – Circular (Grey)



HOW TO ARRIVE- CITY BUS

You can also get to the surroundings of the venue by bus (1'50 €). Bus lines 31, 33, 36, 39 and 65 stop very close to it.

PARKING NEAR THE VENUE

If you are traveling by car we have some good news for you! It is possible to park free of charge near the venue!

Transport in Madrid:

As the capital of Spain Madrid has a huge public transport network. Once you arrive to the city you have four options to go wherever you want: underground, bus, train and taxi.

UNDERGROUND (METRO)

Metro Madrid is divided into two zones, “A” and “B”. “A Zone” covers most of the city itself. “B Zone” is divided into three sub-zones and takes you to the surroundings and some of the nearby cities. There are different types of tickets (for zone “A”, in which you are probably most interested):

- A Single Trip Ticket depends on the number of stations you are travelling through. It will cost 1'50 € for up to 5 stations. Further from that the cost increases 0'10 € per station, until a maximum cost of 2 €.
- A 10 Trip Ticket costs 12'20 €, and it's called a “Metrobus”. It allows you travels of any number of stations inside the A Zone. If you are planning to go sightseeing this is your best option. You can also use this ticket in City Buses!

If your journey includes the airport you will need to pay an airport supplement which costs 3 €.

CITY BUS

There are buses that can take you through the whole province of Madrid but you will probably be more interested in the buses to move inside the city. Just remember this: **City Buses** are blue and **Province Buses** are green.

- A Single Trip Ticket costs 1'50 €, and can only be used in a single bus. You can buy it directly in the bus. As we said previously, you can use the 10-trip Metro ticket in buses for a single bus journey as well.
- For 18'30€ you can get a 10 Trip Bus-only Ticket that lets you transfer once per trip. This is only useful if you need to transfer from bus to bus, as with other combinations, a T-10 is probably better.

CERCANÍAS TRAIN SYSTEM

This mean of transport is faster than the Underground (Metro), and it allows traveling longer distances. On the other hand, Cercanías accounts for a fewer number of stations than the Metro system. You can change from Metro to Cercanías and vice-versa without exiting the station itself.

The cost for each ticket of the Cercanías train is based on the zones.

Number of Zones	1 or 2	3	4	5	6	7
Price	1,70	1,85	2,60	3,40	4,05	5,50

TAXI

Taking a taxi in Madrid is the easiest way to move through the city but, as you can imagine, it is not the cheapest one. The drivers usually don't have more than 20 € in cash for change so they do not usually accept any bigger paper money. If you want to pay with credit card in taxis it might be possible but you should ask the driver beforehand. Remember that you can ask for a receipt and if you feel that something is not going fine (too long route, unjustified extra charge) you can ask for a complaint form, or call the Police (112).

These are the taxi phone numbers you will need to call in order to call for a cab:

In the city: +34 91 547 82 00 or +34 91 371 21 31

At the airport: +34 685 314 267 or +34 666 55 77 55

THE SUPERTICKET

There is another way to travel by underground and every other public transport in Madrid with just one ticket, the Tourist Transport Season Ticket. It allows you to use any kind of public transport for a chosen period of time. It is split into two zones: "A Zone" – Only for the Capital City public transport network and "T Zone" – valid in the whole province of Madrid. The Airport Supplement is included in this one so you do not have to pay for it again!

If you want to know more, here's an useful link:

<http://www.gomadrid.com/transport/travel-pass.html>

Hotels

Nearest hotels to the venue

HOTEL CELUISMA FLORIDA NORTE ** (Staff Hotel)**

Paseo de la Florida, 5 – 28008

Prices: from 51€/night/person in double room

Phone: +34 91 542 83 00

E-mail: reservas.florida@celuisma.com

HOTEL ACTA MADFOR ***

Paseo de la Florida, 13 - 28008

Prices: from 45€/night/person in double room

Phone: +34 91 547 14 00

E-mail: recepcion.madfor@actahoteles.com

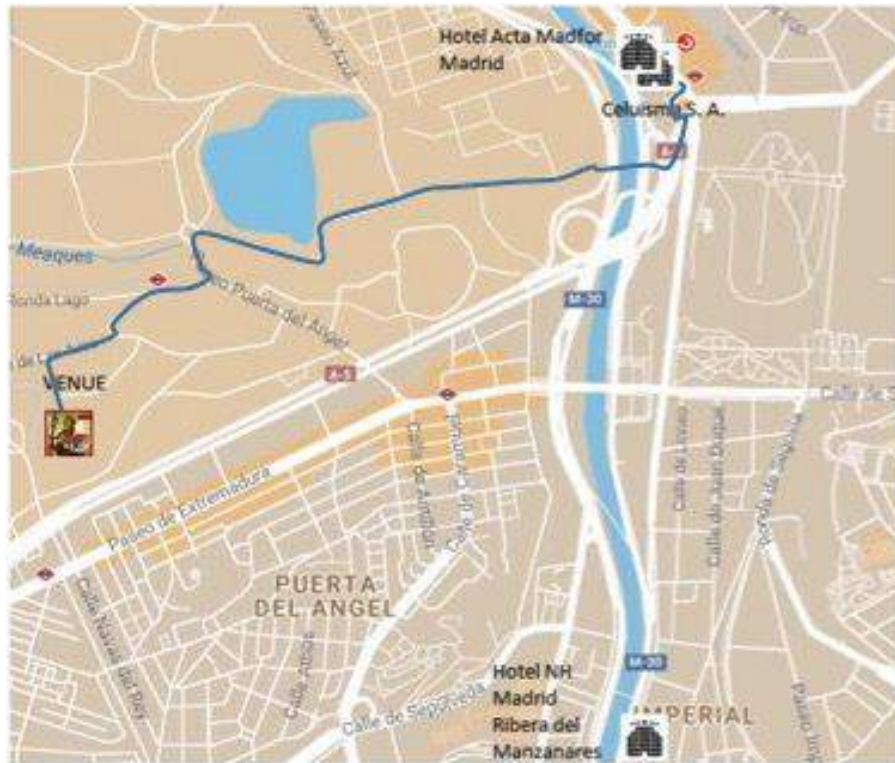
HOTEL NH MADRID RIBERA DEL MANZANARES ****

Paseo Virgen del Puerto, 57 - 28005

Prices: from 41€/night/person in double room

Phone: +34 91 364 32 48

E-mail: nhriberadelmanzanares@nh-hotels.com



Cheaper Solutions

HOSTAL CARABANCHEL **

Calle del Petirrojo, 34 - 28047

Prices: from 19€/night/person in double room

Phone: +34 91 361 68 27 / +34 678 066 494

E-mail: carabanchelhostal@gmail.com

How to get to the venue: Walk to Carpetena Station, then Metro L6 to Alto de Extremadura (25-30 min)

HOSTAL SANTA CRUZ

Plaza de Santa Cruz, 6 - 28012

Prices: from 31€/night/person in double room

Phone: +34 91 522 24 41

E-mail: info@hostalsantacruz.com

How to get to the venue: Walk to Principe Pio Metro Station, then Metro L5 to Alto de Extremadura (15-20 min)

HOSTAL GRANADO **

Calle del Espinar, 8 - 28047

Prices: from 25€/night/person in double room

Phone: +34 91 462 41 11

E-mail: reservas@hostalgranado.es

How to get to the venue: Walk to Carpetena Metro station, then Metro L6 to Alto de Extremadura (25-30 min)



FOOD

There are a lot of places where you can fulfill both eating typical Hispanian food and refreshing yourself with a great variety of cold drinks. Here you have some places where you could eat for roughly 10 euros in Madrid.

EL RINCÓN You can eat a big dish plenty of food, one drink and desserts for 10€. You will find this place in the middle of Malasaña district, at 26th Espíritu Santo street. Star dish is Spanish omelette (eggs, potatoes and onions) and all food is homemade.

Phone: +34 91 522 19 86

Underground: Lines 1, 10 (Tribunal), 2 (Noviciado) or 2, 4 (San Bernardo).

EL CAPRICO EXTREMEÑO You will find here delicious toasts with big amounts of “toppings” like breaded fried chicken, prawns or serrano ham. The price? Between 2 and 2.50€ each (drink not included). It’s placed at 30th Carlos Arniches street, in La Latina district.

Phone: +34 91 365 58 41

Underground: Lines 5 (Puerta de Toledo), 3 (Embajadores) or 1 (Tirso de Molina).

EL TIGRE This place is usually full of people eating and having a good time. Food is all home-made and a snack bar is included when you buy a beer for 2€ (serrano ham, Spanish omelette, croquettes and many more). You will find this place at 30th Infantas street, in Chueca district. Phone: +34 91 532 00 72

Underground: Lines 5 (Chueca), 2 (Banco de España) or 1, 5 (Gran Vía).

CASA DE GRANADA Placed at 17th Doctor Cortezo street, near Tirso de Molina zone, in top of a building, you will have to push the doorbell and take the lift to the highest floor. You could enjoy a good meal with an incredible panoramic watch of Madrid.

Phone: +34 91 420 08 25

Underground: Lines 1 (Tirso de Molina), 5 (La Latina) or 1, 2, 3 (Sol).

EL BRILLANTE One of the most typical food you can eat in Madrid is a calamari sandwich. Well, it's said that you can eat one of the best calamari sandwich in Madrid at this place and all this for less than 5€ (drink not included). They have lots of different courses between 2 and 7 euros too. You will reach this place going to 8th Emperor Carlos V square.

Phone: +34 91 539 28 06

Underground: Lines 1 (Atocha, Atocha Renfe) or 3 (Palos de la Frontera).

BODEGUILLA LOS ROTOS This bar placed at 74th Huertas street and it's famous due to its broken fried eggs in a fluffy muffin served with chips and sausages, mushrooms or cod. And only for 2.70€ each one (drink not included). Great wines selection but it's crowded at night.

Phone: +34 91 429 33 52

Underground: Lines 1 (Antón Martín), 2 (Sevilla) or 3 (Lavapiés).



Let's Vegan

SANISSIMO MALASAÑA Vegetarian restaurant with lentil hamburger, natural juices and vegetarian and vegan menus.

Address: Calle de San Vicente Ferrer, 28

RESTAURANTE ECOCENTRO Vegetarian restaurant, expert in ecological products, with informal bio-buffet and many vegetarian dishes.

Address: Calle Esquilache, 2-12

Local Game Stores

Metrópolis Center

Address: C/ Espejo, 9
Metro: Ópera (L5)
Phone Number: 91 541 66 87
Webpage: www.mtgmetropolis.com

Evolution Store

Address: C/ Manuel Silvela, 8
Metro: Bilbao (L1,L4), Alonso Martínez (L4,L10)
Phone Number: 91 758 25 63
Webpage: www.evolutionjuegos.com

Ítaca Freakshop

Address: C/ Andrés Mellado, 36
Metro: Argüelles (L3, L4 and L6), Moncloa (L3 and L6)
Phone Number: 91 493 99 82
Webpage: www.tiendaitaca.com

Arte 9

Address: Calle Doctor Esquerdo, 6
Metro: Manuel Becerra (L2, L6)
Phone Number: 914 02 96 08
Webpage: <http://www.arte9.com>

Generación X Elfo

Address: Calle Elfo, 98
Metro: Quintana (L5), Pueblo Nuevo (L5)
Phone Number: 913 67 53 80
Webpage: <http://magic.genexcomics.com>

El Mono-Araña

Address: C/ Peñuelas, 14
Metro: Embajadores (L3, C5), Acacias (L5)
Phone Number: 91 182 54 59
Webpage: <http://www.xn--elmono-araa-beb.com/web/>



Online Map: https://drive.google.com/open?id=109JogB_s8LoD9wwNzuq63hj-G-c&usp=sharing

Contact Local Judges

Aruna Prem Bianzino

e-mail:

arunaprem.bianzino@gmail.com



Antonio José Rodríguez Jiménez

e-mail:

antonio.j.rodriguez.j@gmail.com



Sergio Pérez Marcos

e-mail:


sergioperezmarcos@gmail.com



Credits

This guide was built on the basis of previous GP and PT Madrid Travel Guides.

The following judges have been involved in the creation of this guide:



Carlos A. González

Aruna Prem Bianzino



Joaquín Pérez

Natalia Ruiz Estepa



Antonio Jose Rodriguez

And a special thank to [Miky Moya](#)

