





INTRODUCTION

TOURNAMENT VENUE

PUBLIC TRANSPORTATION SYSTEM

ARRIVING FROM THE AIRPORT

HOTELS NEAR THE VENUE (AND CHEAP ACCOMMODATION)

TOURISM (SITES TO VISIT)


FOOD AND DRINK (DISHERS AND RESTAURANTS)

LOCAL GAME STORES

SAFETY TIPS AND CONTACT INFORMATION

CREDITS





BIENVENIDOS A MADRID!

Madrid is the capital of Spain and is located on the center of the country. More than three million people live in the city and six millions in the metropolitan area. A lot of this people are immigrants and many spaniards are from elsewhere. That's why people in Madrid are very friendly to fellow outsiders. It's widely agreed that you can be a "madrileño" without being born in Madrid! Not all the people can speak english, but they'll try to help tourists with a bunch of words or by gestures.

The history of Madrid is an odd one. An insignificant medieval city, it was only named capital in the 16th century and struggled to live up to the reputation of other great European hubs. Nowadays - finally - Madrid rests self assured with world class museums and architecture.



Life in Madrid is made outdoor. Spaniards love social interactions, in bars, restaurants, clubs or in the street. The nightlife of Madrid is one of the craziest of Europe so you may find yourself until 6am moving from tapas bars to nightclubs surprised because the time has passed without noticing it. You'll find every imaginable kind of restaurants, dozens of cinemas, theaters and flamenco venues. If you're a sports fanatic, plan ahead to see one of the Best Football team of the 20th Century, Real Madrid CF, in action at the Bernabéu stadium.

The architecture of Madrid has preserved the look and feel of many of its historic neighbourhoods and streets, even though Madrid has a modern infrastructure. Its landmarks include the Royal Palace of Madrid; the Royal Theatre with its restored 1850 Opera House; the Buen Retiro Park, the 19th-Century National Library building containing some of Spain's historical archives; a large number of national museums and the Golden Triangle of Art, Cibeles Palace and Fountain have become the monument symbol of the city.





The tournament will take place at
**Pabellón De Cristal, Avenida Principal,
16, Madrid.**

Pabellón De Cristal is in a well known
site already used for many GPs, located
in a campus called "Casa de Campo".



HOW TO ARRIVE

METRO is the best way!

You have two metro stations near the event venue: "Lago" in Line 10 (Blue) and "Alto de Extremadura" in Line 6 (Grey). Notice that line 6 is circular. Map here: <https://www.metromadrid.es/export/sites/metro/comun/documentos/planos/Planoesquematicoingles.pdf>

CITY BUS if you prefer to sightseeing!

If you prefer to be at the surface, bus lines 31 (head of the line at "[Plaza Mayor](#)"), 33 (head of the line at "[Principe Pio](#)"), 36 (head of the line at "[Atocha](#)"), 39 (head of the line at "[Ópera](#)"), and 65 (head of the line at "[Plaza Jacinto Benavente](#)"). All of them stop very close to the site.

CAR if you like to drive (or taxi if you don't)!

Well, A5 "Autovia de Extremadura" is just near the site. And there are parkings near the venue. But they might not be enough for all the players that are expected to come.



PUBLIC TRANSPORT ORGANIZATION:

Transport in the Madrid is organized in concentric rings zones with the main area of the city in the middle. The inner zone is "A Zone" and it is the zone that most GP attendants will travel in. Fares are classified for the zones you are going to travel through; so you should note this while you search for a place to stay, or what do you want to visit and where do you want to go. If you travel only in Madrid city, don't bother about zones.

TARJETA MULTI (MULTI CARD)

The Multi Card is a non-personal prepaid contactless public transport card, then multi-person, containing those non-profile tickets from the fare system service of the Madrid Region. You need one to charge it with the trip tickets.

The Card Itself have a price of 2,5€ and can be bought at

- Automatic ticket machines located in the stations entrance halls and certain platforms of Metro de Madrid.
- Tobacco Shops
- Some kiosks

You can charge it with travel tickets (in the Metro Vending Machines).The Multi Card may contain three non-personal tickets. There are a lot of options, but the most popular are:

- Single Metro ticket
- Combined Metro & Bus 10 trip ticket (12,20€): Valid for 10 trips in Metro network (Zona A) and City Buses
- Intracity buses 10 trip ticket
- Touristic Ticket

TOURISTIC TICKET

A unlimited number trips in the selected area

Two zones :

- Zone A (Madrid city) All Metro stations, City Buses (Blue buses)
- Zone T (Madrid Metropolitan area) All Metro stations, City Buses(Blue colored ones) and Regional Buses (Green buses)

You can buy it for 1,2,3,5 or 7 days

ZONES	1 DAY	2 DAYS	3 DAYS	5 DAYS	7 DAYS
A	8,40 €	14,20 €	18,40 €	26,80 €	35,40 €
T	17,00 €	28,40 €	35,40 €	50,80 €	70,80 €

More Info

<http://crtm.es/billetes-y-tarifas.aspx?lang=en>

UNDERGROUND (METRO)



Metro network connect the whole city (A zone) and some cities around Madrid (other zones). It is modern, fast and the most recommended mode of transport for moving in the city.

The tickets can be purchased and charged on Multi Card on any station, using vending machines. There are two main fares for Madrid city:

- Single trip ticket: The price of a Single Trip ticket depends on the number of stations you are going through. If you go up to 5 stations, it costs 1,50 €. Then, each additional station costs 0,10 €, up to 2,0 € max.

- 10 Trip ticket: it is worth 12,20 €; but it does not include the airport supplement. So, if you plan on moving through the city to visit anything, it is cheaper to buy a 10 Trip Ticket than purchasing a Single Trip Ticket. We strongly recommend this option for most GP attendants. Remember that you can purchase a 10 Trip ticket shared between some friends, but you should expect the Spanish Inquisition metro inspectors to check your tickets at any time during the trip. If you share your card, remember to be "with your ticket" during your whole trip.

- Touristic Ticket

A lot of useful info can be found here:

http://www.metromadrid.es/en/viaja_en_metro/Informacion_Turistica/index.html

RED DE METRO Y METRO LIGERO *Metro and Light Rail Network*

SIMBOLOGÍA Key

Estación accesible / ascensor
Step-free access / lift

Transbordo corto
Metro interchange

Transbordo largo
Metro interchange with long walking distance

Cambio de tren
Change of trains

Horario restringido
Restricted opening times

Metro Ligero
Light Rail

Cercanías
Suburban railway

Autobuses interurbanos
Suburban buses

Autobuses largo recorrido
Interregional bus station

Terminal autobuses nocturnos
Night bus line terminal

Autobús expreso aeropuerto
Airport express bus

Estación de tren
Railway station

Aeropuerto / Airport
Adolfo Suárez Madrid-Barajas

ZONA A
Zonas tarifarias

ZONA B1
Fare zones

ATENCIÓN A LA TARIFA
Validation a la SALIDA
PAY THE RIGHT FARE
Ticket checked at the EXIT

Atención al cliente
Customer Service

Oficina de gestión
tarjeta transporte público
Public Transport Card Office

Bibliometro
Metro Library

Productos oficiales Metro
Official Metro merchandising

Espacio histórico de Metro
Metro historic space

HORARIO Opening times

Todos los días de 06:00 a 01:30 h.
Every day from 6:00 a.m. to 1:30 a.m.

Puerto de Boodilla

Pinar de Chamartín

Lao Potosí

Cuatro Caminos

Villaverde Alto

Moncloa

Argüelles

Pinar de Chamartín

Alameda de Osuna

Casa de Campo

Circular

Hospital del Henareo

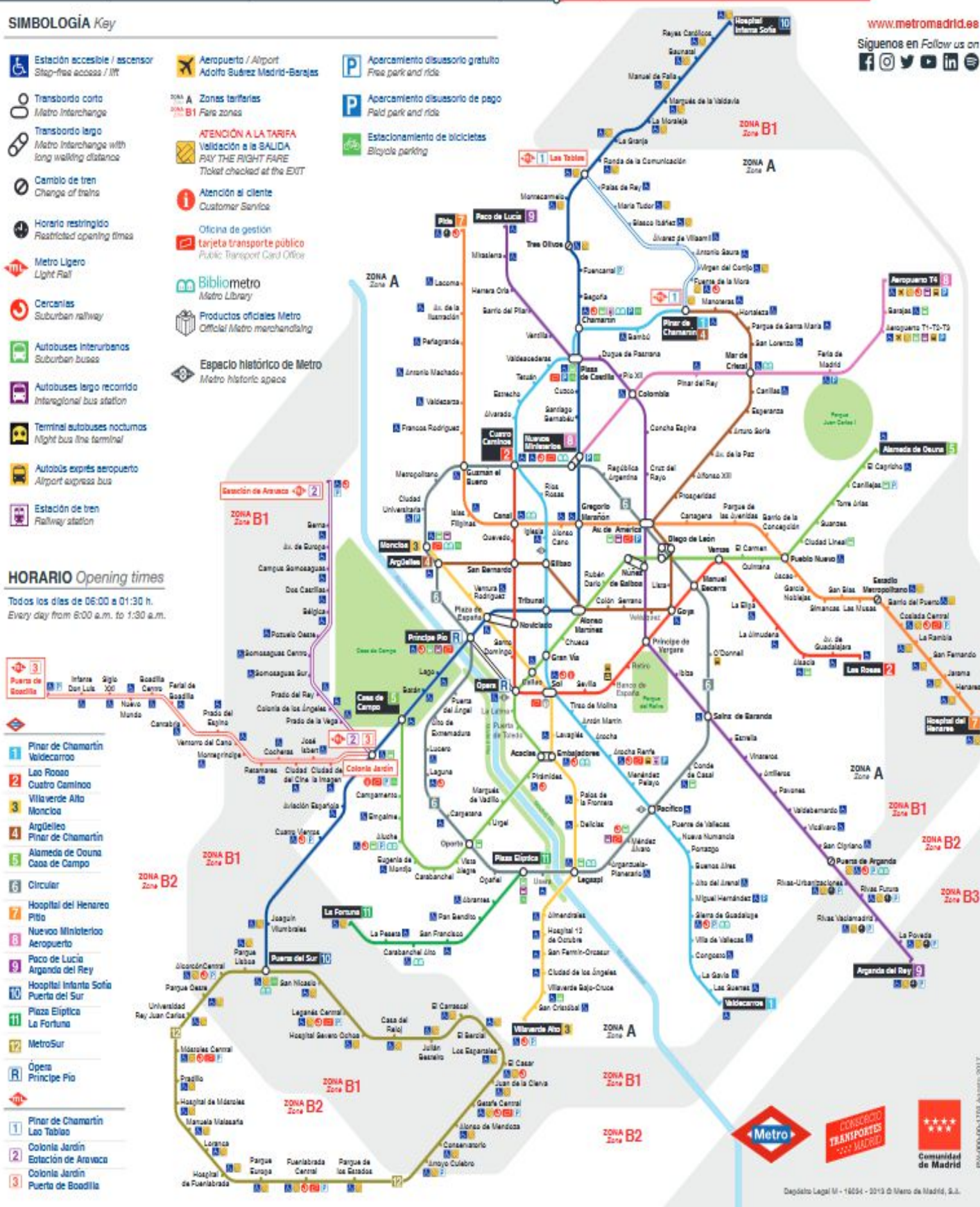
Pitio

Nuevos Ministerios

Aeropuerto

Paco de Lucía

Arganda del Rey



www.metromadrid.es

Síguenos en Follow us on

CONSEJO
TRANSPORTES
MADRID

Comunidad de Madrid

Depósito Legal M-14694-2015 © Metro de Madrid, S.A.

PM-000-00-1700 Agosto 2017

BUS



There are two different types of buses in Madrid: Intracity buses and Intercity buses.

- * City buses: blue buses that operate in the Madrid city.

- * Regional buses: green buses which connect Madrid with nearby towns

City Bus fares:

- * Single trip ticket. It costs 1.50€ and can be bought on board.

- * 10 trip ticket (12.20€). Charged on your Multi Card, can be bought in Metro stations vending machines and tobacco shops.

Regional buses: buy your single trip ticket on board.

CERCANÍAS TRAIN SYSTEM



This kind of transport is faster than the Underground (Metro) if you need to move through bigger distances, or if you go to the same station as the Underground.

The cost for each ticket of the Cercanías train is based on the amount of zones you want to travel through. Multi Card cannot be used here.

Number of Zones	Single Trip Ticket	10 Trip Tickets
1	1,70 €	10,00 €
2	1,70 €	10,00 €
3	1,85 €	13,70 €
4	2,60 €	18,55 €
5	3,40 €	24,30 €
6	4,05 €	28,55 €
7	5,50 €	38,45 €
Green Zone	8,70 €	N/A

TAXI



Taking a taxi in Madrid is an easy, but quite expensive, way to move through the city. They must have spare change up to 20,00€ in cash, but they usually do not accept cash above that amount. Be sure to bring enough money for the trip! Usually, payment with credit card is allowed in taxis too. Ask the taxi driver if you pretend on paying with credit card before the ride, or have a 50€ note with you.

If you plan on taking a taxi from the airport, there are two main fares that you should know about:

- Trip from the airport inside the M-30 road of the city 30 €. This one is, maybe, the most interesting one, since it is a fixed price, no matter the distance.
- Minimum cost of trip up to 10 Km from the airport 20 € (After that, its cost isn't fixed). This one is a little bit tricky, since the final price depends on the distance to the destination.

Be aware that some taxi drivers might want to rip you off, charging too much or making the trip longer than it should be, particularly if you don't know the city very well, or the Spanish language. This is strictly forbidden and you shouldn't hesitate to call the police if you suspect any wrongdoing on their part.

If you aim to move through the city using a cab, you should know the basic cost for the trips:

– Initial Fare:

Time	Euro
Monday to Friday from 7:00 until 21:00	2'40 €
Rest of the Time	2'90 €

– Cost by Kilometer:

Time	Zones	Euro/Km
Monday to Friday from 7:00 until 21:00	A	1'05 €
Rest of the Time	A	1'20 €

- Taxi fares of Madrid Province

[http://www.madrid.es/portales/munimadrid/es/Inicio/Ayuntamiento/Movilidad-y-Transportes/Taxi?](http://www.madrid.es/portales/munimadrid/es/Inicio/Ayuntamiento/Movilidad-y-Transportes/Taxi?vgnextfmt=default&vgnextoid=4813dc0bffa41110VgnVCM1000000b205a0aRCRD&vgnextchannel=2b199ad016e07010VgnVCM100000dc0ca8c0RCRD&idCapitulo=6254183)

[vgnextfmt=default&vgnextoid=4813dc0bffa41110VgnVCM1000000b205a0aRCRD&vgnextchannel=2b199ad016e07010VgnVCM100000dc0ca8c0RCRD&idCapitulo=6254183](http://www.madrid.es/portales/munimadrid/es/Inicio/Ayuntamiento/Movilidad-y-Transportes/Taxi?vgnextfmt=default&vgnextoid=4813dc0bffa41110VgnVCM1000000b205a0aRCRD&vgnextchannel=2b199ad016e07010VgnVCM100000dc0ca8c0RCRD&idCapitulo=6254183)

- Radio Teléfono Taxi

<http://www.radiotelefono-taxi.com/calcular-tarifa-taxi.html>
info@rttm.es

+34 91 547 82 00

+34 902 478 200

- Taxi Airport Madrid

<http://www.taxiairportmadrid.com/en/rates-taxi-madrid-airport-travels.htm>

+34 685 314 267

- Tele Taxi

<http://www.tele-taxi.es/index.php/en/tarifas>

+34 91 371 21 31

You can also use other popular carsharing options such as Uber, BlaBlaCar, and so on.

ARRIVING FROM THE AIRPORT

Madrid has only one airport, the “Adolfo Suárez” Madrid-Barajas Airport, which is the biggest and busiest airport in Spain (and sixth of Europe!).

The airport is split into two buildings. The first one has terminals T1, T2 and T3; and the other is for T4 and its satellite terminal, T4S.



Once you arrive to the airport, there are several options to get to the city:

Underground (Metro): 5,00€ - 50 minutes

Metro Line 8 connects the airport with the whole metropolitan area. There is a metro station at both buildings: one at T4 and another one at T1, T2 and T3.

A single trip ticket to any location in Madrid will cost 2€. If you already have an ordinary ticket or a transit card you will need to purchase an airport supplement (3€). You can also use the Metrobus + as much as airport supplements needed (in case you need more than one if you go with your friends)

You can find more information about the metro system in the public transportation section of this guide.

Bus: 1,50€ to 5,00€ - 40 minutes

There are several lines that will take you to the city center every 15 minutes and the ticket is purchased directly at the bus (beware: cash only!)

- Express line (Atocha – Cibeles – O'Donnell – Airport): 5€
- Route 200 (Avenida de América – Airport): 1,5€
- Route 101(Canillejas Transport Hub – Airport): 1,5€

Train: 2,60€ - 11 to 38 minutes, depending on destination

To get from the Airport to the city, you have to take the C-1 line, which departs only from T4 Terminal of the Airport. So, if you want to use this transport from Terminals T1, T2 or T3, you need to get to T4 terminal using the Underground (Metro) or use the free bus that links all airport terminals.

The Cercanías train departs from T4 every 30 minutes, with these approximate journey times:

- Chamartín: 11 minutes.
- Nuevos Ministerios: 18 minutes.
- Atocha: 25 minutes.
- Méndez Álvaro: 29 minutes.
- Príncipe Pío: 38 minutes.

Taxi:30,00€ - 15 to 30 minutes

There is a flat fare of 30,00€ if you are travelling from the airport to anywhere inside M30, which is more or less the city center. No supplements can be added to this fare, so it's the best choice. If you prefer other option, the minimum cost of a trip up to 10 Km from the airport is 20,00€ and after that, its cost isn't fixed, so the final price will depends on the distance to the destination. You can find more information in the public transportation section of this guide.

Taxi Airport Madrid


<http://www.taxiairportmadrid.com/en/rates-taxi-madrid-airport-travels.htm>

+34 685 314 267



Enero 2012





NEAR THE VENUE

HOTEL ACTA MADFOR ***

Paseo de la Florida, 13

Phone: +34 91 547 14 00

recepcion.madfor@actahotels.com

2,0 km from the venue: 30 minutes walking, 20 minutes by metro (line 6 from "Madrid-Príncipe Pío" to "Av.Extremadura - Alto de Extremadura"), 35 minutes by bus (bus 39 from "Madrid-Príncipe Pío" to "Av. Extremadura - Alto de Extremadura")

HOTEL NH MADRID RIBERA DEL MANZANARES ****

Paseo Virgen del Puerto, 57

Phone: +34 91 364 32 48

E-mail: nhriberadelmanzanares@nh-hotels.com

2,5 km from the venue: 35 minutes walking, 45 minutes by bus (bus 36 from "Virgem del Puerto - Mármol" to "Av. Extremadura - Alto de Extremadura")

HOTEL CELUISMA FLORIDA NORTE ****

Paseo de la Florida, 5

Phone: +34 91 542 83 00

E-mail: reservas.florida@celuisma.com

2,5 km from the venue: 35 minutes walking, 20 minutes by metro (line 6 from "Madrid-Príncipe Pío" to "Av.Extremadura - Alto de Extremadura")

HOTEL PRÍNCIPE PÍO ***

Cuesta de san Vicente, 14 - 28008

Phone: +34 91 547 08 00

E-mail: Not Available.


3,2 km from the venue: 45 minutes walking, 60 minutes by metro (line 1 from "Tirso de Molina" to "Tribunal Station" and line 10 to "Lago"), 70 minutes by bus (bus 19 from "Gran Via-Chueca" to "Av. Extremadura - Alto de Extremadura").

CHEAPER ACCOMMODATION

At a 5 km distance you can find a lot of Hostels and apartments, near the center, where you can stay for from more or less 60€ double room/night.

But be aware that you'll probably need to take the metro, a bus or a taxi to go to the venue. So, choose one near a metro station or a bus stop!

You can easily find where to stay using a searching website (ex: www.booking.com or www.hostels.com).



PASEO DEL ARTE

The Paseo del Prado and the surrounding area are full of Art Museums:

Prado Museum

Paseo del Prado, s/n

Metro: Atocha (L1) and Banco de España (L2)

El Prado Museum is one of the best art museums in the world. Its walls are full of works of classic masters like Velazquez, Goya, Rubens, El Greco, Murillo, Caravaggio, el Bosco, and many others. Mandatory visit!



Thyssen-Bornemisza National Museum

Paseo del Prado, 8

Metro: Atocha (L1) and Banco de España (L2)

Placed in the other side of the avenue there is the Thyssen-Bornemisza Museum. This museum houses a mixture of classic and modern art. In time with the GP there are a temporal exhibition of Picasso and Lautrec.

Reina Sofia Museum

Calle Santa Isabel, 52

Metro: Atocha (L1) and Banco de España (L2)

The Reina Sofia Musseum is 200 metres downstreet from the Thyssen. It is specialized in Modern Art.



ROYAL PALACE

Palacio Real (Royal Palace)

Calle Bailen S/N

Metro: Opera (L2/L5)

This is the Biggest Palace of all west Europe. Though it is no longer the royal family's home, it continues to be their official residence. The palace, inspired by sketches made by Bernini for the construction of the Louvre in Paris, is built in the form of a square and looks out over a large courtyard with galleries and a parade ground. The Changing of the Guard is held every first Wednesday of the month.



In the south side of the Royal Palace is located La Almudena Cathedral. It's a neo-classic, neo-gothic and neo-Romanic Catholic catedral built since 1879 until 1993. Next to the palace you can find the Sabatini Gardens, built in 1930, with a style inspired by Versailles Palace. These gardens are a green and quiet place in the center of the city. visit the Cathedral Crypt. It is amazing.

MADRID DE LOS AUSTRIAS

The center city zone was built under the Hapsburg dynasty (Austrias in spanish). Narrow streets, squares and buildings constructed in the fifteenth, sixteenth and seventeenth centuries are their main characteristics.

Plaza Mayor

Metro: Sol (L1-L2-L3) and Opera (L2/L5)

This square surrounded by arcaded buildings was built towards the end of the 15th century when Philip II's court moved to Madrid. The most important architectural elements are the Casa de la Panaderia (Bakery house), Casa de la Carniceria (Butcher house) and Arco de Cuchilleros (Cutlers' Arch). The square has nine entrance arches.

In the center of the square there is a statue of the king Philip III on horseback. It was designed by Giambologna and completed by Pietro Tacca in 1616.

The arcades are full of bar terraces where you can drink a coffee or a beer.



Plaza de Oriente

Metro: Opera (L2/L5)

Plaza de Oriente: This square is near the Palacio Real and only a ten minute walk from Puerta del Sol, a pedestrian only street, the Arenal Street. The Teatro Real (Royal Theater) is the main attraction.

Plaza de la Villa

Metro: Sol (L1-L2-L3) , La Latina (L4) and Opera (L2/L5)

This square was the center of the city in the medieval times. The Casa de la Villa was the city Hall until it moves in 2007 to the Palacio de Telecomunicaciones located in the Cibeles square.



Puerta del Sol

Metro: Sol (L1-L2-L3)



The official center of Spain is in the Puerta del Sol, where the "Km-0" plaque is placed. This is the point from which the country's radial roads are measured. This is a popular place for take photos by Spanish tourists and a meeting point for locals. The Puerta del Sol also contains the "Estatua del Oso y del Madroño", much loved by locals and a popular meeting point. The same image appears on the city's coat of arms.

OTHER SITES

Plaza de toros de Las Ventas

Calle de Alcalá, 237

Metro: Ventas (L2-L4)

Is a Neo-Mudejar style bullring. One of the largest and most important ones of the world. It is possible to make a tourist visit, with private guide or audioguide.

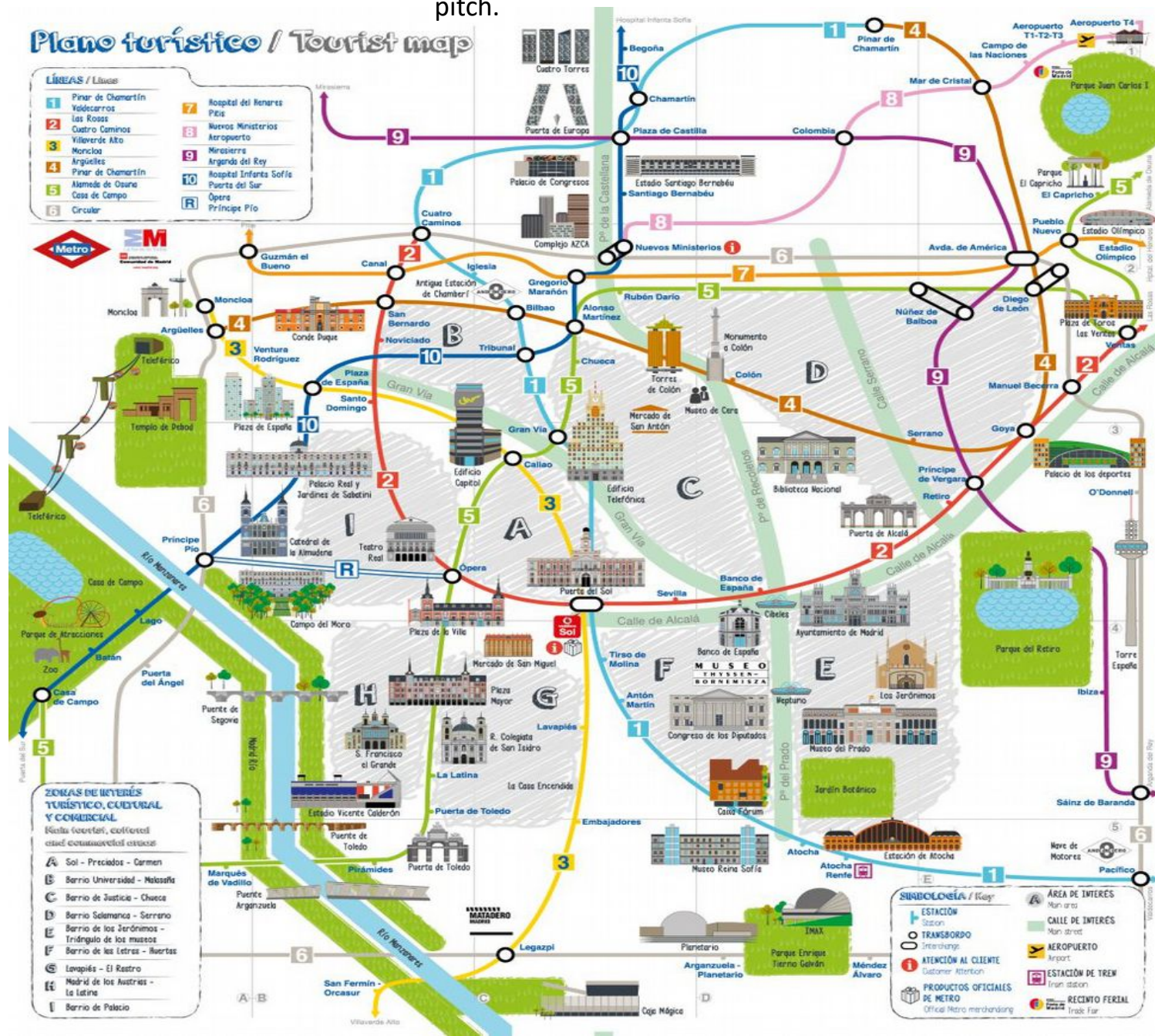


Estadio Santiago Bernabeu

Avenida de Concha Espina

Metro: Santiago Bernabeu (L10)

Home of the Real Madrid, this stadium is placed in the Paseo de la Castellana, a principal axis of the city. The stadium have a tour inside, with panoramic view of the stadium, museum with trophies and visit the dressing room tunnel, dugout and pitch.





You have lots of choices in Madrid for eating, from cheap options (cañas y tapas) to the expensive ones (the exclusive DiverXO with 3 stars in the Michelin guide).

Types of portions in Spain (order of more less informal)

- Cañas y tapas. Cañas are a small glass of beer, and may be served with a Tapa, a small piece of meal served with the drink. The Spanish people like to go out to take cañas y tapas, taking one or two in a pub, then changing to another bar, then repeat! This process can last one hour or six :)

You can get it all over Madrid, but the best known zones are **La Latina** and **Lavapiés** (both with Metro stations with the same name)

- Pinchos. This is like the Tapas, but more elaborated and you get charged for it.

- Raciones. This is a big portion of food, ideal to share with friends.

- Menu del Dia. Daily menu. A lot of places have Daily menu for working days. At weekends it is more rare.

- A la carta. More expensive. The only option available in a lot of restaurants at weekends.



The most traditional dishes in Madrid are:

- Cocido. This is a Stew made with chickpeas, vegetables and Meat of Hen, pork and Cow. It is served in 3 times, called "vuelcos" in spanish, First soup, second chickpeas and vegetables and last the meat. It is served in a set menu like cheap option (10-15€). La Bola is a very famous option with cocido made in individual clay pots over oak charcoal.(21€, need to make a booking)

La Bola

Address: Calle Bola 5,

Phone: +34 915 476 930

- Bocadillo de Calamares. This is a sandwich made with french bread and fried Squids. This and a Beer are a powerful combo. The typical place to eat a "Bocadillo de calamares" is the "Plaza Mayor" with lot of places in the arcades near the square.

- Tortilla de Patatas (Spanish Omelette). This is a omelette made with potatoes and sometimes onion (there are a lot of controversy about putting, or not, onion in the classic recipe). This is an iconic Tapa (a small piece of food served for free with a Drink). Almost all the bars have this in the menu. A good place to try it is Las Bravas. Here you can taste the Brava sauce, made with dried peppers. Danger!! It's a little spicy!

Las Bravas 1

Address: C/ Álvarez Gato, 3

Phone: +34 91 522 85 81

Las Bravas 2

Address: C/ Espoz y Mina, 13

Phone: +34 91 521 35 07

Las Bravas 3

Address: C/ Pasaje Matheu, 5

Phone: +34 91 522 85 81



Another sweet place to eat Tortilla is "La Rosa", a genuine tapas' bar. It is also a family business with cheap and traditional dishes near the old neighborhood of Lavapiés, a good place to drink. It has one of the best Tortillas in Madrid. It is a small place full of people. Be aware, there are no seats here.



La Rosa

Address: C/Ronda de Atocha, 30

Phone: +34 915 39 39 20

Another typical options are:

- Callos a la Madrileña. A stew made with cow guts, pork sausage and chickpeas. It smells and tastes much better than it sounds. Be brave and try it.

- Huevos estrellados. Fried eggs with fries and Ham. Simple and delicious. Casa Lucio is the most famous place for it (and one of the more expensive).



CASA LUCIO

Address: Cava Baja, 35

- Gallinejas. Only for brave travelers. Hen and lamb guts fried. Powerful and greasy. You can taste them in Embajadores Street.





There are a lot of game stores in Madrid. Here is a link to a map of these stores:

<https://www.google.es/maps/@40.4231644,-3.7531986,12z/data=!4m2!6m1!1s1Iz6s-D7mAYh9FGKpXc9pSJvucjQ>

The most famous three are:

Metrópolis Center

C/ Espejo, 9

Metro: Ópera (L5)

Phone Number: 91 541 66 87

Web: www.mtgmetropolis.com

Jupiter Juegos

C/ Manuel Silvela, 8

Metro: Bilbao (L1,L4), Alonso Martínez (L4,L10)

Phone Number: 91 758 25 63

Web: www.magicrevolution.com

Ítaca Freak Shop

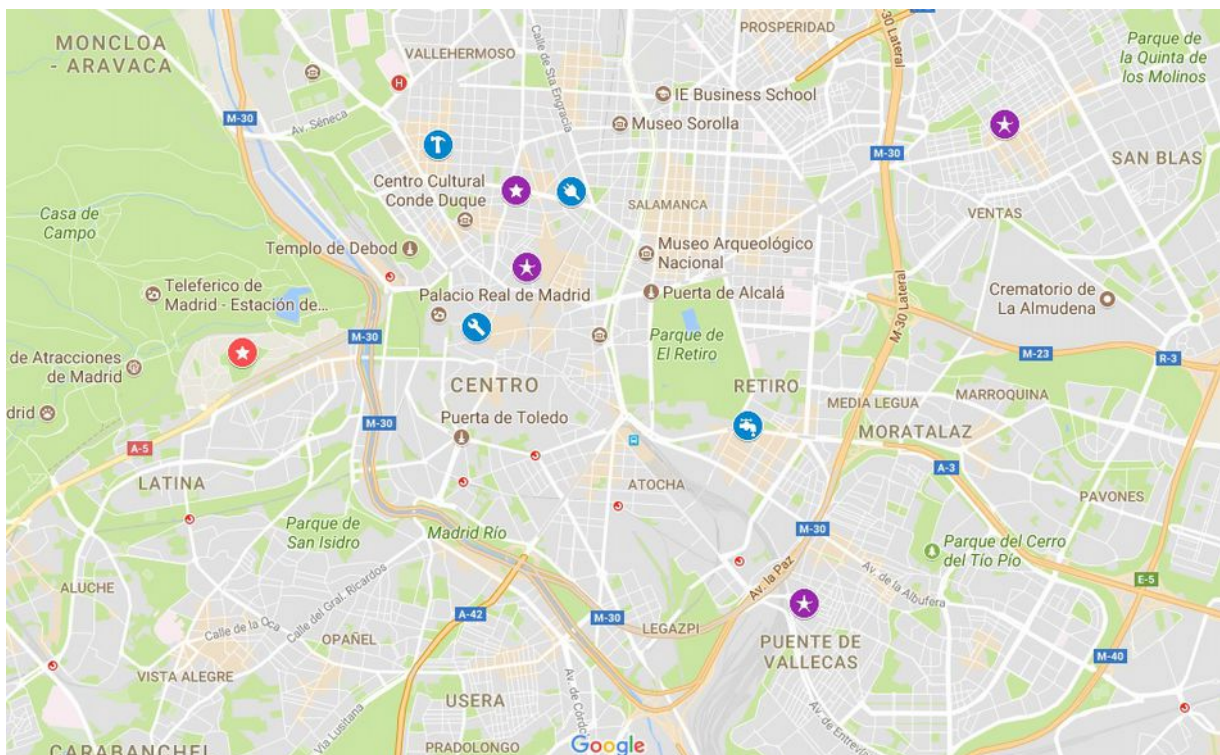
C/ Andres Mellado, 36

Metro: Arguelles (L3,L4,L6), Moncloa (L3,L6), Islas Filipinas(L7), Quevedo (L2)

Phone Number: 91 493 99 82

Web: www.tiendaitaca.com

There are a franchise called Generacion X with a lot of small stores, with comics, table games and some MTG too (in purple in the map).





SAFETY TIPS

Spain is a generally safe country, and Madrid is a safe city too. The most important problem you might face is pickpocketing.

- At the airport, as soon as you leave the plane, go **immediately** to your baggage claim belt and take your baggage. Don't let anybody help you with it. If you take a taxi, take an official one (white car with a red stripe on the side). If in doubt, ask security guards or airport staff.
- If you carry a bag, don't carry it on the back, especially on crowded places like Metro or touristic places. If you do, probably some local people will ask you to put it on the front (probably in Spanish: *cuélgala por delante*), for your own security. The same applies to photo cameras, mobile phones, etc.
- Keep your belongings always with you and in sight
 - Don't leave them aside while you talk to somebody.
 - Don't hang a bag on a chair when you are in a restaurant.
 - Always keep money in wallets and bags.
- Be careful with people asking you for help, signatures for some strange associations or political movements, money or simply being nice with you for no reason. Thieves work in groups. Usual situations are:
 - One guy asks you for an indication and while you are not paying attention to your bag, his buddy takes it.
 - In a crowded square, an artist is making some fun act. People are surrounding the artist. The thieves move outside the circle stealing what they can from behind.
 - One woman falls on the street screaming, at your side. As a decent human being, you run to help her. Her mate steals your bags. A variant of this includes a young child asking for her mum. **Call the police or security guards** if something like this happens.
- Do not open your wallet in a public place. Thieves have buddies that are watching people and communicate who might be a good prey.
- Be careful in the crowded places where people need to be very close e.g. Metro, Puerta del Sol, Plaza Mayor and Rastro. Pickpockets are frequent here.
- When withdrawing money from a cash dispenser (ATM), you should look around when you are going to take the money and cover the number pad when introducing your PIN code. If possible, choose an inner ATM. Avoid the street ones, particularly late at night or in crowded areas.



And, of course, if you have any problem, look for a police officer (there are a lot in the touristic places). The emergency phone number is 112, as in any European country.

Just have a bit of common sense, avoid getting in trouble, call the police if anything goes wrong, and enjoy your trip!! :)



MORE USEFUL TIPS

Have all important addresses printed (your hotel, the venue) with phone numbers to call if you are lost. A printed Google Maps is always useful, as your phone may run out of battery. If some local people asks you to be aware of your belongings, he or she is probably right, and you are not paying enough attention to them :)

Spanish people are usually nice and eager to help you in any way possible: directions, cheap restaurants, museums, or anything you need. The only problem could be language issues: a lot of Spanish people have very little knowledge of English. Learning some basic Spanish, using Google Translator and body language will be useful, and a source of interesting stories, for sure!!

International phone code: +34

Time zone: GMT +1

Police call: 092 (police). However, you can always call 112, it's a general number for all kind of emergencies.

Smoking: smoking is prohibited in public spaces (bars, restaurants, train stations, hotels, etc) but not outdoors.

Money: Spanish currency is Euro. Credit cards are widely used and accepted, particularly Visa and Mastercard. However, it's always a good idea to have some cash with you (some stores don't accept credit cards).

Electricity: current is at 230V and 50Hz. Plug types C and F <http://www.iec.ch/worldplugs/typeC.htm>


ENGLISH	SPANISH
Hello	Hola
No	No
Please	Por favor
Thank you	Gracias
I don't understand	No entiendo
I don't speak Spanish	No hablo español
Excuse me	Disculpe
I like it	Me gusta
How much is it?	¿Cuánto cuesta?
Cheap	Barato
Expensive	Caro
Beer	Cerveza
Wine	Vino
Where is it?	¿Dónde está?

ENGLISH	SPANISH
Go	Vas
Target	Objetivo
In response	En respuesta
End of turn	Final de turno
Wait	Espera
I play	Yo juego
Draw (a card)	Robar (una carta)
Draw (The game)	Empatar (la partida)
Good luck	Buena suerte
Good game	Bien jugado
I win	Yo gano
I lose	Yo pierdo
I concede	Concedo
I play first	Empiezo yo

CONTACT INFORMATION

Need help?? Here is the contact details of RC and some local judges.

RC Sergio Pérez (Peke)	+34 630 48 22 86	sergioperezmarcos@gmail.com
Local L3 Sandra Regalado	+34 654 09 91 59	sandra87@gmail.com
Local L3 Alfonso Bueno (Sito)	+34 660 86 56 75	alfonsojudge@gmail.com



This guide was written by the judges from Iberia:



Gaspar Aziz Quintanilla



Joaquin Pérez



Jorge Rua



José Luis Morales

And ... feel free to share it!