



London welcomes you all! We hope you all have a great experience. Here is some useful information for you to digest to make your trip a little bit more informed and comfortable. If there is anything else you would like to know about travelling to or staying in London, please do not hesitate to contact any one of us:

James Back – jayennbee2k@hotmail.com

Thomas Ralph – magic@thomasralph.com

Ray Wat – raymondwat8@gmail.com

Table of Contents

1. Easiest way to fly into the city	2
2. Tournament venue location, and how to get there from the airports	3
3. Hotels near the event site	6
4. Cheaper Accommodation	6
5. How is the public transportation system?	8
6. Helpful information about local security rules to follow carefully when arriving at the airport.	9
7. Popular Tourist Spots	10
8. Less well Known places	11
9. Local Game Stores	14
10. Food & Drink	14
11. Tips	16

1. Easiest way to fly into the city

There are six major airports in London, which in order from most convenient to least for the venue are: **London City (LCY)**, **Heathrow (LHR)**, **Gatwick (LGW)**, **Southend (SEN)**, **Stansted (STN)**, and **Luton (LTN)**. LCY and LHR are only used by traditional carriers, SEN, STN, and LTN are primarily used by low-cost carriers, and LGW has both. The first two mentioned airports are within the London fare zones, LCY being in zone 3 and LHR in zone 6.

An alternative to flying is the Eurostar train, which leaves from Paris Nord, Brussels-Midi/Zuid, Lille, and a few other places, arriving in London St Pancras station.

2. Tournament venue location, and how to get there from the airports

Venue: ExCeL London, 1 Western Gateway, London E16 1XL

Nearest station: Custom House (Docklands Light Railway)

You will need to read this section in conjunction with the public transportation section. In each case we suggest the railway network as the best balance between cost and journey time. However, if travelling on a tight budget, you may wish to use a bus service such as www.easybus.co.uk to get into central London before transferring to underground/DLR services.

From LCY

Take the Docklands Light Railway from **London City Airport** (left-hand platform) to **Canning Town**, where you change trains onto a service towards **Beckton**. This will take you to **Custom House**. Alternatively, get off the first train at **West Silvertown** where you can use a footbridge to access the **ExCeL**. Lifts are available. Either of these journeys costs £4.50 for a paper ticket or £1.60 peak/£1.50 off-peak with Oyster.

As another alternative, you can get a taxi, which would cost around £10.

From LHR

Take the London Underground Piccadilly line to **Green Park**, then change to the Jubilee line to **Canning Town**, then change to the Docklands Light Railway to **Custom House**. This journey takes about 1 hour 20 minutes and costs £5.50 for a normal ticket or £5 peak/£3 off-peak with Oyster.

As you arrive you are likely to be accosted by purple-uniformed staff members selling Heathrow Express tickets for £20 single/£36 return. We do *not* recommend using this service as it does not offer a substantial saving in journey time when travelling to East London, such as the ExCeL, but costs a significant amount more.

Using a taxi is *not* recommended as it would be likely to cost in excess of £90.

From LGW

The best value option is to take the First Capital Connect train from **Gatwick Airport** South Terminal to **London Bridge**, then pick up the London Underground Jubilee Line to **Canning Town** and the Docklands Light Railway to **Custom House**. If arriving in North Terminal, a free shuttle train connects the two. The journey time is about an hour.

UK railway ticketing is undoubtedly complex. For this journey, the best value ticket depends on when you are travelling:

- Monday-Friday, depart before 09:31: Anytime Day Single, Gatwick Airport to Zone U123* London, route FCC ONLY, £13.10
- Monday-Friday, depart at or after 09:32: Off-peak day Travelcard, Gatwick Airport to London Zones 1-6, route FCC ONLY, £13.00
- Weekends: Super off-peak day Travelcard, Three Bridges to London Zones 1-6, route FCC ONLY, £10.00

All of these tickets can be purchased from the ticket machines (if you have enough patience) or from the ticket window. They cannot be purchased on planes. The first ticket is valid only for that one journey, but the other two are also valid all day within the London zones (see above).

You may wish to purchase the same ticket for your return journey as they are not sold at Custom House station.

An interesting alternative is to proceed to **London Bridge** as above but get off the Jubilee line at **North Greenwich** and pick up the cable car service. This costs an additional £3.20 but is a somewhat shorter journey time.

There is heavy marketing of the Gatwick Express service, but this is *not* competitive either on cost or on journey time with the First Capital Connect service.

Using a taxi is *not* recommended as it would be likely to cost in excess of £65.

From SEN

The airport has its own railway station, and you can travel from here to **Stratford** using Greater Anglia (train destination will normally be **London Liverpool Street**), changing to the Docklands Light Railway to get to **Custom House**. The journey time is about 1 hour 10 minutes.

The fare for this journey is £13.70 all day on weekends or after around 11:00am on weekdays, or £14.20 before then.

You may wish to purchase the same ticket for your return journey as they are not sold at Custom House station. Note that the lower fare applies from around 11:40am when returning.

From STN

From the airport you can go downstairs to the railway station. The ticket office in the arrivals hall only sells a small range of tickets but the full range is offered downstairs. A return ticket from Stansted to Custom House (sold as Zone U23* LONDON) costs £33.70 (single £22.60). Take a train to **Tottenham Hale**, changing to London Underground Victoria line there as far as **Highbury & Islington**, where you pick up London Overground to **Stratford** and thereafter Docklands Light Railway to **Custom House**.

You may also want to consider a bus service. The National Express, Terravision and easyBus services all go to central London and can be significantly cheaper than the train. <http://www.stanstedairport.com/transport-and-directions/buses-and-coaches> has full details of services.

From LTN

From the airport you can take a bus or walk to the railway station. The ticket machine by the bus stop sells railway tickets including the cost of the bus journey, although possibly not a ticket all the way through to Custom House. Take a First Capital Connect service to **London Bridge**, then get the London Underground Jubilee Line to **Canning Town** and the Docklands Light Railway to **Custom House**. Alternatively, an East Midlands Trains service will take you to **St. Pancras**, from where you can follow the instructions below.

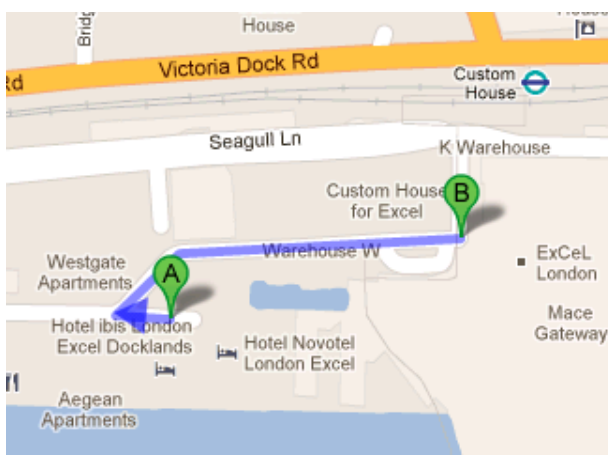
A ticket to **Custom House** (sold as Zone U123* LONDON) would cost £15.80 single or £28.40 return, valid any time. The bus costs £1.50 single or £2.50 return on top of this.

From St Pancras (Eurostar)

The suggested route is to take the London Underground Northern Line to **London Bridge**, then pick up the London Underground Jubilee Line to **Canning Town** and the Docklands Light Railway to **Custom House**. Journey time is around 40 minutes and the price is £4.50 on a standard ticket and £3.20 peak/£2.70 off-peak with Oyster.

3. Hotels near the event site

The staff hotel is the **Hotel Ibis London ExCeL Docklands**, which as the name suggests, is very close to the venue. In case you get lost easily, a map is below. The hotel website is [here](#).



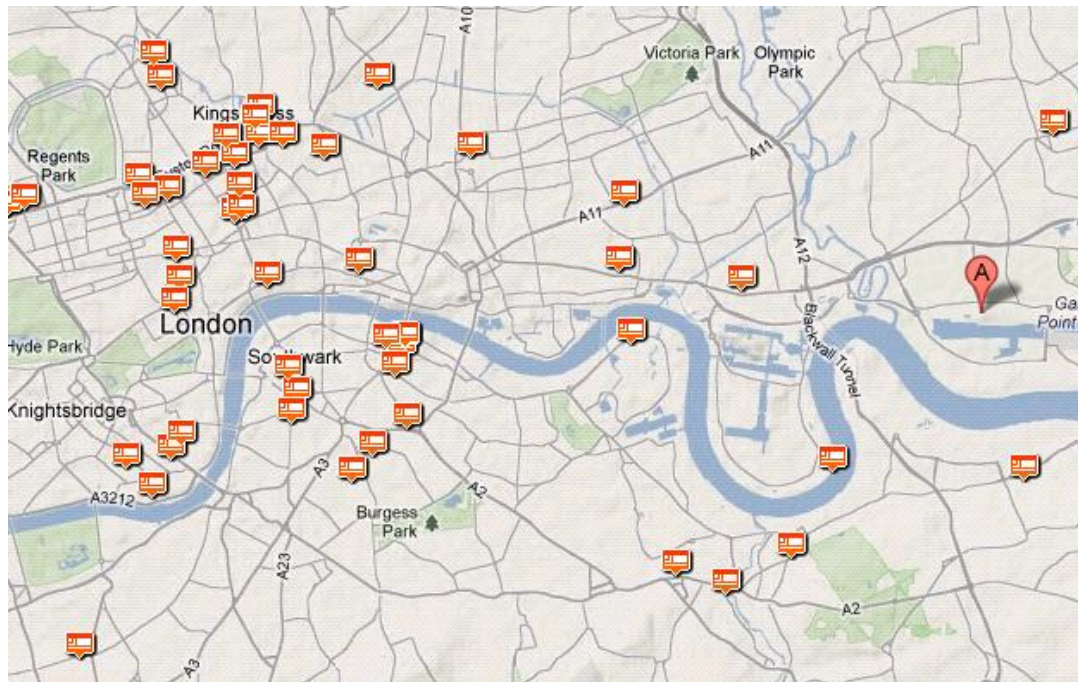
Other hotel suggestions include:

- [Novotel London ExCeL](#)
- [Ramada Hotel & Suites](#)
- [Crowne Plaza London Docklands](#)
- [Aloft London ExCeL](#)
- [Fox Apartments](#)
- [Holiday Inn Express Royal Docks](#)

4. Cheaper Accommodation

London can be an expensive place to stay, but if you don't mind dormitory accommodation, there are plenty of hostels in the city offering cheaper rates.

A good resource is hostelworld.com, which is available in multiple languages (hostels are marked with a red icon).



Don't worry about finding a place very close to the GP venue – it's much more important to be close to a useful transport link. A station on the **DLR**, **Jubilee Line**, or **District Line** would be especially convenient. A few suggestions are:

[The Walrus Hostel](#)

Right next to **Waterloo**, convenient for the city, either on foot or via the underground. About 30 mins journey to the GP venue. (<http://www.walrussocial.com/>)

[St Christopher's Village](#)

Very close to **London Bridge**, easy transport around London. About 25 mins journey to the GP venue. (<http://www.st-christophers.co.uk/london-hostels/london-bridge>)

[YHA London St Pauls](#)

A short walk to **Bank** DLR station, and a convenient location for sightseeing. About 25 mins journey to the GP venue. (<http://www.yha.org.uk/hostel/london-st-pauls>)

5. How is the public transportation system?

Public transport in London is excellent, although can be expensive. All prices quoted below apply from 2 January 2013. The main transportation website for London is www.tfl.gov.uk. This contains a journey planner as well as maps and other useful tools.

The London area is divided into 11 fare zones, numbered 1-9 plus W and G (which you don't need to worry about). Zone 1 is the central zone, and the higher the number, the further it is from the centre. When travelling by train (including underground), the fare charged depends on the number of zones you pass through, with an extra cost if you use zone 1.

Within London the easiest way to get around by public transport is to use an Oyster card, a contactless smartcard.



These can be purchased at most stations within the zones (including LCY and LHR airport stations, although payment is by credit card only at LCY) and some stations outside the zones. There is a refundable £5 fee when you purchase the card initially and you need to add at least £5 credit to the card. If you touch in when you start (either at ticket gates or standalone Oyster readers, where you see a yellow circular pad), and touch out when you finish your journey. The card will automatically calculate the price for your journey, and will stop charging after a certain threshold of journeys each day. If using Oyster and travelling some distance away from London, you should check that your destination is within the zones, as otherwise you will be liable to pay a penalty fare of £20.

You can buy paper tickets as and when you travel, or one-day tickets. Single journey tickets are quite expensive within the London zones. All stations accept cash in pounds sterling, as well as Visa, MasterCard, and American Express, although cards which require a signature rather than PIN verification may not be accepted by the automatic machines. Some airport stations also accept euro and US dollar notes (bills). Cabs are also readily available. Official taxis display a yellow illuminated sign at the front and have a meter (although for hirings more than a certain distance away from London, are entitled to charge a separate fare which they must disclose at the start of the journey). There are also private hire vehicles (minicabs) which are not permitted to be hired on the street, only by telephone or in person at their office. These do not have a meter and if you are or appear foreign, it is recommended that you agree the fare with the driver beforehand.

6. Helpful information about local security rules to follow carefully when arriving at the airport

For your inbound journey, please be aware that the UK is quite rigorous on scanning passports and queues for processing can be long, especially at peak times. If you are a non-EU citizen, please ensure that you have the correct visa if one is required, and in any case **do not mention the word “work”** in connection with the purpose of your visit, as this is a fast-track to being denied entry!

For your outbound journey, UK airports operate quite strict security and several have a policy of randomly emptying and searching every fifth carry-on bag. If you trigger the metal detector you will not be allowed to go back through and attempt to divest yourself of metal. Ensure you follow staff members' instructions carefully, especially in regard to removal of electronic items and placing them in trays.

The UK also operates body scanners at most major airports, and if you are required to enter a scanner, there is no option for a pat-down search instead and you must proceed with the scan or you will be denied access to the airside area, with the result that you will miss your flight. Certain airports and terminals operate a “conformance” system whereby passengers are required to have entered the security checkpoint at least 35 minutes prior to the scheduled departure time of your flight, as otherwise you will be turned away and miss your flight.

7. Popular Tourist Spots

London offers plenty to see and do. Some of the most popular attractions for tourists are:



[London Eye](#)

Despite basically being a giant fairground attraction, the eye nonetheless offers the best easily-accessible views of the city, and includes a wealth of information about the landmarks you can see. It may not be worth the ticket price (£18.90) if the weather is bad, however!

[The National Gallery](#)

This huge gallery contains the country's collection of 13th-19th century paintings from across Western Europe. Entry is free, and it's well worth a visit for anyone with even the slightest interest in art.



[The Tower of London](#)



This complex holds a number of different museums and exhibits, with over 900 years of history. As well as the famous white tower, the crown jewels are on display here, and the palace itself offers some insight into the world of medieval English royalty. Entry is £20.90, or £18 if you book online.

[The British Museum](#)

Besides being a beautiful old building to visit in its own right, the British Museum is host to an ever-changing collection of exhibitions of historical, artistic, or scientific importance. Entry is free, though some special exhibits sometimes have a fee.



8. Less well Known places:

-**Temple Church** - featuring in the *The Da Vinci Code* and dating to the late 12th century, this is one of London's hoariest and holiest medieval treasures. Built by the Knights Templar, the church is divided into the Round – designed to resemble Jerusalem's Church of the Holy Sepulchre and containing the effigies of crusading knights on its hallowed floor – and the Chancel.

Where: Temple EC4

The nearest underground stations are **Temple** and **Blackfriars** stations on the Circle and District lines.

Access for pedestrians after 20.30 on weekdays and all weekend is via Tudor Street only.

<http://www.templechurch.com/>

-**The National Library** - Tucked away next to St. Pancras station, the National Library is sorely under-visited and underappreciated. The highlight is the Treasures Gallery, which is free and open to the public. Here you will find priceless treasures of British literary history, including original manuscripts of Beowulf, Le Morte D'Arthur and Alice in Wonderland. There's also an assortment of beautiful religious texts, handwritten Beatles lyrics and an entire room showcasing an original Magna Carta.

Where: **King's Cross/Euston**.

Borough Market- Portobello Road Market and Camden Market get all the attention, with their seemingly endless stalls, but Borough Market is far more charming and delicious. Traders have been settled in the area since the 11th century, although the current incarnation of the market is modern. The covered market is a crowded maze of culinary delights. Wander and fill up on free samples, pick up organic ingredients for dinner or plan a picnic.

Where: **London Bridge**.

- Many museums are free (you could make a small donation in one of the donation boxes found in each museum, a few pounds is welcome) across the Capital.

-You could just go for a nice long-ish walk along the Thames. Along the way there are plentiful of places to see and rest for a drink or food.

<http://www.walklondon.org.uk/route.asp?R=6>

9. Local Game Stores:

The Games Club: <http://www.thegamesclub.org/>

Central London: County Hotel, Upper Woburn Place, London. WC1H 0JW

How to get there:

Euston - Northern Line (all branches) and Victoria Line - 10 minutes walk.

King's Cross - Circle Line, Hammersmith & City Line, Piccadilly Line and Metropolitan Line - 15 minutes walk.

Dark Sphere: <http://www.darksphere.co.uk/>

57 York Road, Waterloo London SE1 7NKJ

How to get there:

Waterloo - Northern Line (Charing Cross Branch) - 5 minutes walk.

10. Food & Drink

As a city that has developed from a diverse range of cultures, London offers a huge variety of cuisines originating from all over the world. There are a few dishes with their roots in London that are worth keeping an eye out for, however:



Fish and Chips is a classic British take-away food that is now popular in many other countries. The fish is usually cod or haddock, battered and deep fried and served with thick-cut chipped potato.



Probably less well-known, **Pie and Mash** is a simple meal that is traditional to the East London area around the tournament venue. It consists of a minced beef pie (or two) served with mashed potato, and a thin sauce made with parsley (known as ‘liquor’ – though it’s neither alcoholic nor very strong-tasting!)

Similarly, most London pubs and bars offer a huge variety of drinking options. However, if you enjoy beer then a pint of British real ale is thoroughly recommended – suggestions are **Young’s** or **Bombardier**, but there are hundreds of others worth trying!



The venue offers a good list of nearby restaurants [here](#), and of bars and pubs [here](#). The Guardian website has a good list of nearby budget options [here](#)..

11. Tips:

-Plan your route before you travel, if you have internet access then use the Transport for London website - www.tfl.gov.uk to plan your journey.

-London, unlike most European Cities, uses **Pounds (£)** rather than Euros (however, most credit cards are accepted). You can find currency exchanges at the airport, major railway stations and on high streets of London, particularly the most visited areas. The best places are in large Royal Mail post offices which are by far the cheapest. For convenience, most cash points (ATMs) also accept bank cards from other countries. Beware if you use credit cards to get cash out, the charges can be really high!


-Get an Oyster card for the underground, buses, local train and ferry, as mentioned earlier. You can use it again every time you visit London. The price of travel is almost half the price of paper tickets! The Oyster card itself costs a deposit of £5 only.



-London is mostly a safe city, but like in all big cities watch out for pick pockets, and in particular take care of your expensive phones and cards (not just the MTG type ☺).

-In the UK, cars drive on the left side of the road.

-Emergency telephone number is 999 or 112 (free), only use these numbers for real emergencies, otherwise, the local number for police is +44 (0)20 7437 1212.

-Oh, when travelling on the Underground system (best known as the Tube, with the symbol: ) , always MIND THE GAP!