



MAGIC

The Gathering

GRAND PRIX MADRID

By Antonio José Rodríguez Jiménez
Sandra Regalado Marcos
with contributions of
Irene Sastre, Jesús Barrera and Lucía González

1.	INTRODUCTION	3
	Welcome to Madrid.....	3
	Language	3
	General Tips	4
2.	EASIEST WAY TO ARRIVE TO MADRID	5
	By plane – adolfo suárez madrid-barajas airport (mad)	5
	By train.....	7
	By bus	7
	By car	7
3.	VENUE	8
	Description of the Venue	8
	How to Get There from the airport:.....	9
	How to Get There from the city centre:.....	9
4.	PUBLIC TRANSPORTATION SYSTEM	10
	Tarjeta multi – transport chip card	10
	Public transport organization	10
	Underground "metro"	11
	Bus	13
	Bicimad:.....	13
	Train "cercanías"	14
	Taxi	14
	Tourist card	14
	Mobile applications	14
5.	HOTELS	15
	Nearest hotels to the venue	15
	Cheaper accommodation.....	16
6.	SIGHTSEEING	16
	Touristic Card	16
	Monuments.....	16
	Museums.....	18
	Gardens and Parks	19
7.	LESS KNOWN PLACES	19
	Shopping.....	20
8.	OTHER CITIES AROUND MADRID	21
9.	FOOD AND DRINK.....	22
	Restaurants and food market.....	22
	Typical food.....	23
10.	other leissure activities.....	24
	Escape rooms.....	24
	Pokemon go.....	24
	Sports and spectacles	24
11.	NIGHTLIFE	25
12.	LOCAL GAME STORES	25
13.	CREDITS	26





1. INTRODUCTION

Welcome to Madrid

Madrid is the capital city of Spain and, with a population around 3,2 million people, it is also the largest in Spain and third in the European Union! Located roughly at the centre of the Iberian Peninsula it has historically been a strategic location and home for the Spanish monarchy. Even today, it hosts mayor international regulators of the Spanish language and culture, such as the Royal Spanish Academy and the Cervantes Institute.

While Madrid has a modern infrastructure it has preserved the look and feel of its vast history including numerous landmarks and a large number of National Museums.

Language

The official language is Spanish. In touristic areas, you'll be able to communicate with English, but this is less probable outside these areas.

Simple but Useful Spanish (real and Magic life):

ENGLISH	SPANISH
Hello	Hola
Yes	Si
No	No
Please	Por favor
Thank you	Gracias
I don't understand	No entiendo
I don't speak Spanish	No hablo español
Excuse me	Disculpe
I like it	Me gusta
How much is it?	¿Cuánto cuesta?
Cheap	Barato
Expensive	Caro
Beer	Cerveza
Wine	Vino

ENGLISH	SPANISH
Go	Vas
Target	Objetivo
In response	En respuesta
End of turn	Final del turno
Wait	Espera
I play	Juego
Draw (a card)	Robo
Draw (the game)	Empate
Good luck	Suerte
Good game	Bien jugado
I win	Gano
I lose	Pierdo
I concede	Concedo
I play first	Empiezo yo



General Tips

International phone code: +34

Time zone: GMT +1

Emergency call: 112

Smoking: smoking is forbidden in public places (bars, restaurants, train stations, hotels, etc) but you can smoke outdoors.

Money: Spanish currency is Euro. Credit cards are widely used and accepted, specially Visa and Mastercard. However, it's always a good idea to have some cash with you (some stores don't accept credit cards).

Electricity: current is at 220V and 50Hz. Plug types C and F

Average Temperature November: 10-14 °C

Eating times in Spain:

- lunch time around 13:00-15:00
- dinner around 20:00-22:00.



2. EASIEST WAY TO ARRIVE TO MADRID

By plane – adolfo suárez madrid-barajas airport (mad)

[Airport Adolfo Suarez Madrid-Barajas](#) is the main airport in Madrid. (There are other airports but they don't have commercial flights). This airport has **four terminals: T1, T2, T3**, indoors connected, while **T4** is a separate building and has a satellite terminal: **T4S**. If you fly through T4S, it will take you longer (20 min.) to get from the security control to the boarding gate because of the train that connects **T4** and **T4S**.

The usage of the terminals is distributed by airlines. As examples:

- Air Europa, Ryanair and Easyjet T1,
 - Brussels Airlines, Air France and KLM T2
 - T4 is mainly used by Iberia and One World
- Check carefully what your terminal is.



Border Control:

T1: border control with Policia Nacional

T4: usual border control with Policia Nacional.

T4S: in addition to usual border control (with policemen), if you are an European citizen using passport, there are automatic passport checking machines. You may save time using them!

The airport is connected with the city centre by different means of transportation. We present them in order of recommendation.

UNDERGROUND (METRO) 5€ - 15 minutes:

Metro Line 8 connects the airport with the whole metropolitan area. There is a metro station at both main buildings: “Aeropuerto T4” and “Aeropuerto T1-T2-T3”. The T1-T2-T3 metro station is located at T2. Be careful because there is a small town with its own station (called Barajas) in between those two “Airport Stations”

A **single trip ticket** from the airport to almost any location in Madrid **will cost you 5€**. In case you already have a **regular metro ticket**, you will need to purchase an additional airport **supplement that costs 3€**. There is no need of supplement for tourist travel cards.



TRAIN, 2,60€ - from 11 to 38 minutes, depends on destination:

The Cercanías train departs from T4 only, 4 trains per hour. If you fly to T1, T2 or T3 you can take the free shuttle to get to T4. The approximate journey length is the following:

- Chamartín: 11 minutes.
- Nuevos Ministerios: 18 minutes.
- Atocha: 25 minutes.
- Méndez Álvaro: 29 minutes.
- Príncipe Pío: 38 minutes.

You can check the [Timetables here \(only Spanish\)](#). As an example:

- From Airport T4 to Nuevos Ministerios (every 30 min)
 - First Train: 5:58
 - Last Train: 00:14
- From Nuevos Ministerios to Airport T4 (every 30 min)
 - First Train: 5:22
 - Last Train: 23:53

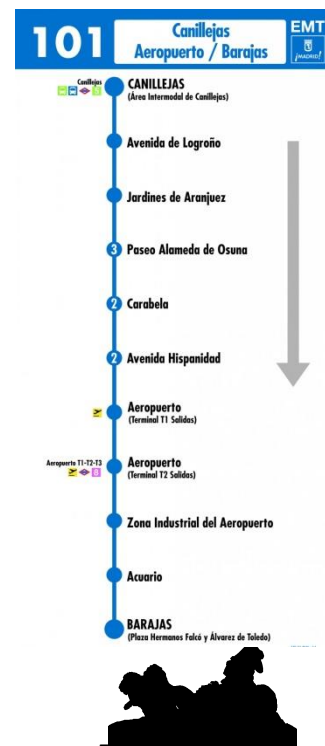
[More info here.](#)

BUS:

There are several lines that will take you to the city centre or Metro Station. The ticket may be purchased directly at the bus, cash only may be used:

- **Express line** (Atocha - Cibeles - O'Donnell - Airport): 5€ - 40 minutes
 - Fare: 1,5€ -
 - Travel Time: 40 minutes.
 - Timetable and Frequency: Every 15-20 minutes (30 minutes at night)
- **Route 200** (Avenida de América - Canillejas - Airport):
 - Fare: 1,5€ -
 - Travel Time: 40 minutes.
 - Timetable and Frequency: from 5:00 to 23:30 every 11-20 min.
 - [Map and timetables](#)
- **Route 101** (Canillejas Transport Hub - Airport):
 - Fare: 1,5€ -
 - Travel Time: 40 minutes
 - Timetable and Frequency: from 6:00 (7:30 on Sunday) to 23:45
 - Map and timetables - [To Airport](#) - [From Airport](#)

[More buses info here.](#)



TAXI:

There is a **flat fare of 30€** if you are travelling to anywhere within Calle 30, which is more or less the city centre. No supplements can be added to this fare.

For any other destination, the minimum fare is 20€ for the first 10 km. After 10 km, the taximeter will calculate the rest of the journey at the appropriate rate. In a trip from the airport to the venue, this fare will apply.

There is also an additional supplement if you arrive to the airport: **5.5€ (except flat fare)**

UBER/CABIFY:

Both operate in Madrid. Check your apps.

By train

It is pretty easy to get to Madrid by train or bus from almost any other city. The High Speed Train (AVE) is very developed in Spain. For example, Barcelona to Madrid trip takes less than 3 hours; and Seville to Madrid trip takes only 2.5 hours.

Madrid has two main train stations for regular trains: **Chamartín** and **Atocha**. **Puerta de Atocha** is the AVE station. All of them are connected to the Public Transport Network with Metro Station, Cercanías Station and Bus Stops.

If you want to come to Madrid by train, you can check timetables and fares in [RENFE web](#) (Spanish trains' operator).

By bus

Madrid is widely connected with all main cities in Spain and with France and Portugal. There are three bus stations for buses from abroad:

- Estación Sur de Méndez Álvaro (metro Méndez Álvaro - L6)
- Estación de Avenida de América (metro Avenida de América - L4,L6,L7,L9)
- Estación de Conde de Casal (metro Conde de Casal - L6)

By car

In case you are willing to drive, Madrid, as it is located in the centre of the Spanish geography, is the starting point for all of the main highways in Spain. These highways are more or less radial and are called A1 through A6. Their distribution is the following:

- **A1** - Comes from the Basque Country (Irún) via Burgos. If you come from France it is likely that you will take this highway, A1, or A2 (the next one in this list).
- **A2** Comes from Barcelona via Zaragoza.
- **A3** - Comes from Valencia,
- **A4** - Comes from Andalucía (Cádiz, Sevilla, Córdoba, Jaén...)
- **A5** - Comes from Extremadura and Portugal.
- **A6** - Comes from Galicia (La Coruña).

In addition to these radial highways, that are the main entries to Madrid, Madrid City is rounded by circumferential motorways: **M30**, the inner, **M40**, the middle and **M50** the outer.



3. VENUE

Description of the Venue

Place: [IFEMA](http://www.ifema.es) Feria de Madrid

Address: Av. Partenón, 5, 28042 Madrid Spain.

Tournament Web: www.cfbevents.com/gpmadrid

IFEMA is the Trade Fair Institution of Madrid. Its 30-year experience of staging trade fairs has made it the most important of its kind in Spain and one of the leaders in Europe



How to Get There from the airport:

- **By Subway (Metro):**

The best way to access Feria de Madrid from anywhere in the city is by metro. Next to the entrance you can find the **Feria de Madrid metro station** on Line 8. This line directly connects Feria de Madrid with the different terminals of Barajas International Airport.

- **If you fly to T4.** You must take the Line 8 to Feria de Madrid. Ticket 5€. 14 Minutes
- **If you fly to T1, T2 & T3.** You must take the Line 8 to Feria de Madrid. Ticket 5€. 5 Minutes.

- **By Taxi:**

Feria de Madrid is very close to the airport. The estimated price is 25.5€ (supplement of 5.5€ included).

How to Get There from the city centre:

- **By Subway (Metro):**

Go to Nuevos Ministerios (Metro L6, L10 & L8) and there take L8 to Feria de Madrid.

Price: 1,5€ - 2.0€.

Time: 14 Minutes.

- **By Bus:**

Taking the bus is not the easiest way if you want go to the venue, and we don't recommend it. But if you want to take the bus, or you don't have another option, this is the fastest way, go to Intercambiador de Avenida America (Metro Line 6 & 7), there you must take **Route 122 -Avda. de América-Campo de las Naciones-Feria de Madrid.**

Time estimated: 51 minutes.

Price: 1,5€ only cash.

- **By car:**

Feria de Madrid is linked by road to Madrid's major access routes and ring roads: the M11 (Exits 5 and 7), the M40 (Exits 5, 6 and 7) and the A2 (Exit 7). There are various parking areas provided by the exhibition complex. (2.06€/hour - 15€/day - 9€/day pre paid). Also, you can park in the surrounding streets, paying the parking fare (free on Saturday afternoon and Sunday).



4. PUBLIC TRANSPORTATION SYSTEM

Tarjeta multi – transport chip card

From October 2017, a chip card is needed for purchasing single trip tickets for Metro and 10 trip tickets for Metro and Buses. The chip-card is not personal and may be used by several people. For example, if you buy a 10 trips ticket, you can share the card with your 4 friends and use it to go and return from the hotel to the venue all together.

NOTE: old paper tickets are no longer valid.

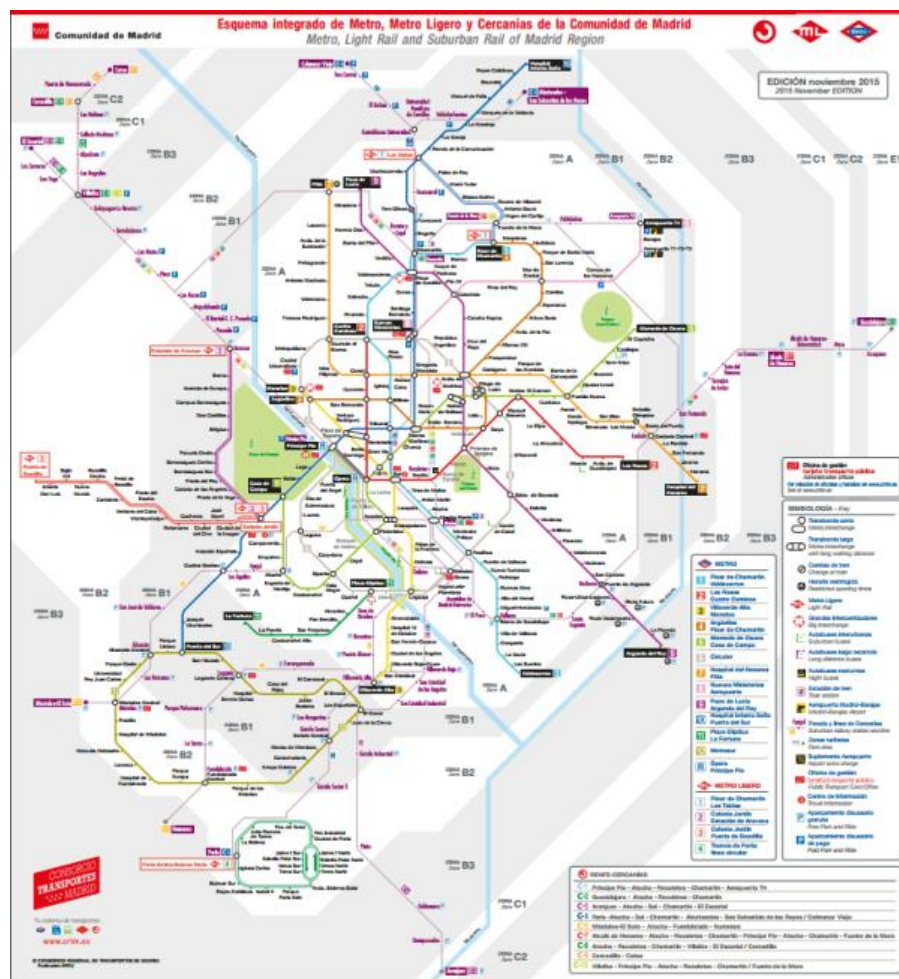
Where to buy it? You can buy it in the Metro vending machines, tobacco store and *Consortio de Transportes* offices located in some metro stations.

Prize: a new chip-card costs 2.5€

Where to recharge it? Metro vending machines, tobacco store



Public transport organization



You just need to know one thing about Public Transport in Madrid: it is divided in concentric zones (See attached map).

Central zone, “A zone” covers the city of Madrid. The venue is in this central zona: A zone.

Accordingly, fares usually depend on the zones you are going to travel through. Probably, it is a good idea for you to have this in mind when you look for a place to stay or visit and where you want to go.

Underground "metro"

Madrid has one of the best underground train systems in the World. The most important thing you should know about this underground is the difference between ticket types:

Opening Hours: from 6:00 am to 1:30 am. At 1:30 am, the last train exit from each line edge.

Single Trip Ticket - A zone:

A Single Trip Ticket depends on the number of stations you are going through. If you go up to 5 stations, it costs 1'50 €. Then, each additional station costs 0'10 €, up to 2 € max.

10 Trip Ticket (also valid for [intracity buses](#)) - A zone:

It costs 12.20€. You can share it with your friends. Best option if you want visit Madrid.

**You need
Tarjeta Multi
to use them!**

Airport Supplement:

If you go to or out of the airport, you need to know that you have to pay an "Airport Supplement" which costs 3 €. You can:

- Buy a single ticket with the supplement. **Usually 5€.**
- Add the supplement to your 10 Trips Ticket. As many as you need. 3€ each

Buy a supplement ticket in case you don't have it and need to exit from the Metro to the Airport. 3€

Airport supplement is only valid for the day when you buy it. Don't buy it in advance!

Tourist Card:

Also a possibility. You can buy it at the airport. Check the information on page

Other Tickets: (not needed for all indications inside this guide)

The part of Metro lines outside the A-zone has special fares. These lines are: Metro Sur, Metro Norte, Metro Este, TFM and Metro Liger Oeste. You need a special ticket for that "line" – single or 10 trip ticket – or pay for the special ticket valid for the whole metro network:

- **Combinado Single Trip Ticket - 3€**
- **Combinado 10 Trip Ticket - 18.30€**

Vending Points:

You can purchase these tickets in the vending machines at the entrance of the Metro; also at tobacco stores and newsstands.





Bus

There are two types of buses in Madrid:

- **Intracity buses (blue)** are buses that move within the Capital City, Madrid .
- **Intercity buses (green)** which connect towns and cities to each other.

Intracity Buses:

They operate in A-Zone.

Operation Hours: from 6:00 h to 23:30 h

Fares:

- **Single Trip Ticket:** 1.5€ (may be purchased on board with cash)
- **Single trip ticket - Express Airport:** 5€
- **10 Trip Ticket:** 12.20€
- **10 trip-ticket with one transfer included (bus+bus):** 18.30€

For further information you can also visit:

<http://www.crtm.es/tu-transporte-publico/autobuses-emt.aspx>

To plan the trip, check what is the next arrival to your bus stop:

<http://www.emtmadrid.es/Bloques-EMT/EMT-BUS/Mibus.aspx?lang=en-GB>

Intercity Buses:

They operate in the A to C2 zones. Depending on the number of zones you cross.

Operation Hours: each line has its own timetable. Usually from 6:00 to 23:00. Check each line.

Fares:

Single Trip Ticket: 1.5€ inside A-zone - 2.0€ from A to B1 zones

10 Trip Ticket: 12.20 from A to B1 zone

For the rest of combinations and more information, please visit:

<http://crtm.es/tu-transporte-publico/autobuses-interurbanos.aspx>

Single tickets are bought inside the bus. Large notes are not allowed for payment.

10 Trip Tickets are sold in tobacco stores and newsstands.

Bicimad:

You can ride a bike to visit the city. In the control point in the bike station, ask for a 1, 3 or 5 days card. The system will block 150€ in your credit card and it will charge the price of all services at the end of the selected period. Only valid for moving inside M-30 area. There is no bicimad stop near the venue.

Web: <https://www.bicimad.com/?lang=en-GB>

Fares: 1 hour = 2€. Second hour: 4€.



Train "cercanías"

It connects Madrid with surrounding cities. It is fast but not all cities have train station.

Operating hours: first train on the line edge around 5:30 h, last train on the line edge around 23:00 h. Check the specific timetable for your station.

Timetables: <http://www.renfe.com/viajeros/cercanias/madrid/index.html> (only Spanish)

Fares: The cost of each Cercanías train ticket is based on the amount of zones you want to cross. Cost for different tickets go from 1.70 to 5.50 €

Map: <http://www.renfe.com/viajeros/cercanias/planos/madrid.html>



Taxi

Taking a taxi in Madrid is a very easy way to move through the city, but it is not the cheapest one. The drivers usually don't have more than 20 € in cash for change so they do not accept any bigger paper money but you can normally pay with credit card in taxis. Ask the driver beforehand! If you plan to move through the city using a cab, these are the basic cost for the trips:

Starting Fare: 2.40€ from 6:00 until 21:00. 2.90€ the rest of the time.

Cost by Kilometer: between 1.05 and 1.25 €/km

Two suggested companies:

Radio Teléfono Taxi

www.radiotelefono-taxi.com/calcular-tarifa-taxi.html

info@rttm.es

+34 91 547 82 00 / +34 902 478 200

Tele Taxi

www.tele-taxi.es/index.php/en/tarifas

+34 91 371 21 31

Tourist card

There are two types of [Tourist Card](#):

- The **A-zone** includes all means of transport in Transport zones 0 and A (Madrid City), e.g. metro, bus, train. (Except Express Bus to Airport). Recommended for visiting the city with intensive use of the city transport.
- The **T-zone** includes all transport in the whole province of Madrid. (Except Express Bus to Airport). Recommended for visiting cities like El Escorial or Alcalá de Henares.

Fares:

Zone	1 day	2 days	3 days	5 days	7 days
A	8,40€	14,20€	18,40€	26,80€	35,40€
T	17€	28,40€	35,40€	50,80€	70,80€

Mobile applications

Main Page: www.crtm.es

Links:

- [I-Tunes](#)
- [Google Play](#)



5. HOTELS

Nearest hotels to the venue

Hotel Pullman Madrid Airport & FERIA Ex - 4*

Located next to IFEMA, also offers shuttle to the airport, WiFi and metro connection to the city center.

Address: Av. Capital de España, 10, 28042 Madrid

Web: [English](#)

Telephone: +34 917 21 00 70

Price: 90€ double room

Time to the venue: 5 min. walking

Metro: Feria de Madrid - L8



The Novotel Campo de las Naciones - 4*

Also very near to the venue, it is located at walking distance.

Address: C/ Amsterdam, nº3 Campo de las Naciones, 28042 Madrid

Web: [English](#)

Telephone: +34 917 21 18 18

Price: 100€ double room

Time to the venue: 5 min. walking

Metro: Feria de Madrid - L8

Dormirdcine Hotel - 4*

This cool hotel has all rooms decorated with murals and graffiti art related to popular films. There is a café and a cinema bar. It is near the city center and near the venue by metro

Address: Calle Príncipe de Vergara, 87, 28006, Madrid

Web: [English](#)

Telephone: +34 914110809

Price: 88€ double room

Time to the venue: 30 min. using Metro and walking

Metro: Gran Vía (L1, L5) - Callao (L3, L5)



Cheaper accommodation

Pensión Enebral

Located in Justicia Quarter, in the city center. Excellent for living the Madrid night life.

Address: Velarde, 22, 3rd Izquierda, 28004 Madrid

Web: [English](#)

Telephone: +34 914474724

Price: 34€ double room

Time to the venue: 5 min. walking

Metro: Tribunal (L1) – Bilbao (L4)

Hostel Era Alonso Martínez

Address: Serrano Anguita, 11, Planta baja, 28004 Madrid, Spain

Web: [English](#)

Telephone: +34 914497039

Price: 33€ double room

Time to the venue: 40 min. using Metro and walking

Metro: Tribunal (L1) – Alonso Martínez (L4, L10)

6. SIGHTSEEING

Madrid has a lot of interest places to be visited. Even if you have lived in the city for a long time, you could still discover new beautiful spots. In these sections we have only mentioned the most important ones.

Touristic Card

This touristic card makes you easier to visit the most important museums and touristic places. Admission to many museums is already included (El Prado, Reina Sofia, Real Madrid...) and in some of them you have the "fast pass". In addition, you get some discounts in several stores, restaurants...

Price: 1 day: 47 €; 2 days: 60 €

Further information in <http://www.madridcard.com/en/inicio>

Monuments

Palacio Real

The Palacio Real is an enormous renaissance building constructed during the 18th and 19th centuries and it is one of the most popular attractions in the city. It is the official residence of the Spanish Royal family, although they only use it for state occasions. There is an entry fee of 10€, free from 16:00 to 18:00. [Web.](#)

Address: Calle Bailen

Metro: Opera (L2-L5)



Sabatini Gardens – Jardines de Sabatini

Small park that follows the French style of Versailles Gardens, but in a reduced size, that is part of the Royal Palace. There is a pool, statues and fountains among the trees and flowers.

Campo del Moro

Located in the back of the Royal Palace of Madrid, these gardens contain many tree species, acting as a botanical garden. Nice place for relaxing.

Address: Calle Virgen del Puerto

Metro: Príncipe Pío (L6, L10)



Almudena Cathedral – Catedral de la Almudena

A neo-classic, neo-gothic and neo-Romanic temple consecrated by Pope John Paul II. The Neo-Gothic interior is uniquely modern, with chapels and statues of contemporary artists, in heterogeneous styles, from historical revivals to "pop-art" decor.

Address: Calle Bailen, 10

Metro: Opera (L2-L5)

Plaza Mayor

Large square with arcades that in old times was the place of the city market. Now it is one of the main touristic attractions, with restaurants, peddlers and artists.

Metro: Sol (L1-L2-L3) and Opera (L2-L5)



Puerta del Sol

The heart of the city of Madrid. This square is the starting point (Km0) of all national roads. It has the most followed clock in Spain to celebrate New Year's Eve and, of course, a lot of shops, bars and restaurants. The longest street in Madrid, Calle Alcalá, starts in this square. Besides, the commercial streets Preciados and El Carmen start here.

Metro: Sol (L1-L2-L3)

Puerta de Alcalá

As one of the icons of Madrid, this ornamental gate was built by King Carlos III in his project of improving the appearance of Madrid. Next to it you can walk into Park of Retiro for a peaceful rest or go to Lagasca Street and try the best burger in Madrid, in Alfredo's Barbacoa.

Address: Plaza de la Independencia, 1

Metro: Retiro (L2)



Museums

Madrid has a very large amount of museums, these three are the most famous:

El Prado is one of the most important art museums in Europe and amongst the best in the world. The collection includes sculptures, drawings, paintings and art objects by Goya, Velazquez, Tiziano... and other great painters. The general fee is 14€ but entrance is free from Tuesday to Sunday from 18:00 to 20:00.

If you rather like modern art, you should visit **Museo Reina Sofia**. In this museum you can admire several pictures by Dalí and Picasso, including the amazing Guernica, among other XX century artists. Entry fee: 8€

Finally, if you like a review of the whole History of Art, a must visit place is **Museo Thyssen-Bornemisza**. It houses works from the Renaissance to Impressionism. General entrance fee is 10€ and it is free on Mondays (12:00-16:00)

These three museums are very close to each other, being placed in the surroundings of Paseo de Recoletos and Paseo del Prado. If you don't want to miss any of them, you can buy a ticket that include entrance to all three, called "**Abono Paseo del Arte**", for 25,60€.

Museo del Prado: www.museodelprado.es/en/

Address: Calle Ruiz de Alarcón 23

Metro: Atocha (L1), Banco de España (L2)

Timetable: 10:00-20:00

Phone: +34 913302800

Museo Thyssen: www.museothyssen.org/en/thyssen/home

Address: Paseo del Prado 8

Metro: Atocha (L1), Banco de España (L2)

Timetable: 10:00-19:00 (Mondays 12:00-16:00)

Phone: +34 902 760 511


Museo Reina Sofía: www.museoreinasofia.es/en

Address: Calle Santa Isabel, 5

Metro: Atocha (L1)

Timetable: 10:00-21:00 (until 19:00 on Sundays, closed on Tuesdays)

Phone: +34 917741000



We also recommend:

- **Museo Sorolla** (<http://museosorolla.mcu.es/informacion.html>),
- **National Archeological Musseum** (<http://www.man.es/man/en/visita/accesos.html>)
- **Museum of Aeronautics and Astronautics in Cuatro Vientos.** ([Web](#))



Gardens and Parks

There are two very big gardens in Madrid that were used in the past by the Kings of Spain for hunting and picnics. One of them is **Casa de Campo** (Country House), a large extension of forests. Apart from the forest itself there is a lake, a zoo, an amusement park (Parque de Atracciones de Madrid), an aerial tramway, sport center and a lot of wild animals (birds, rabbits, squirrels...).

Metro: Casa de Campo (L10, L5), Batán (L10) and Lago (L10)

The other garden and the favourite of Madrid's people is the **Retiro**, a wonderful oasis of calm located at the East of the centre of Madrid. 'The green lung of Madrid', as it is called, has a wide number of statues, fountains and commemorative monuments that have turn it into a real open air sculpture museum and a wonderful place for walking, sailing in a boat on the lake, playing cards or simply resting.

Metro: Retiro (L2), Ibiza (L2)

7. LESS KNOWN PLACES

The previous section covers the most popular touristic spots, but there are some other beautiful places to visit that are less known for most people:

Templo de Debod - Temple of Debod - Calle Ferraz, 1. - Metro Plaza de España (L3,L10)

It is an ancient Egyptian temple that has been reconstructed in a Park in Madrid. It dates from the 4th century BC and was donated and brought to Madrid in 1971.

Ermita de San Pelayo y San Isidoro - Saint Pelayo and Saint Isidoro Church -Retiro Park

This medieval church, located in the Retiro Park nowadays, was originally erected in Ávila, 100 km away from its current location but its remaining were relocated in Madrid during XIX century.

Estatua del Ángel Caído - Fallen Angel Statue - Retiro Park

You can find it inside the Retiro Park. It claims to be the only public statue in the world of Lucifer, the Fallen Angel.

Chocolatería San Ginés - Pasadizo San Ginés, 5.

At this chocolatería you can have the most traditional chocolate con churros (since 1894!). It is very close to Plaza Mayor and Puerta del sol, so it is a very good option to start the day with a typical breakfast.



"El rastro". - Metro: Puerta de Toledo (L5), La Latina (L5)



This typical Street market takes place on Sundays, in the southern zone of Madrid. You can find there anything you want, even you can trade Magic cards

Santiago Bernabeu Stadium – Bernabeu’s Tour – Metro Santiago Bernabeu

The Bernabeu’s Museum is the second museum in Madrid with more visits, during the visit you can see the tenth European Coups, step on the grass, walk through the VIP’s Zone, and more.



Shopping

The Golden Mile: Metro Serrano (L4), Velazquez (L4) and Goya (L2, L4)

Located between Goya St., Velazquez St. and Serrano St, here you can find Pret at Porter and luxury shops. All famous brands have a store here.

Gran Vía, Calle Preciados (Preciados St.) y Calle Fuencarral (Fuencarral St.): Gran Via (L5, L1), Callao (L5, L3), Sol (L2, Cercanías (Train)), Plaza de España (L10, L3)

Located in the city centre,, these streets are plenty of shops You can find clothes, technology, souvenirs, restaurants, etc, the best option to buy some gifts for your family and friends.



Las Rozas Village:

This outlet shopping center is located just 30 minutes from the center of Madrid. Take the A6 motorway to get there, exit 19 and at the first roundabout go straight ahead and follow the signs to Las Rozas Village. Alternatively you can use the Shopping Express bus service, which runs directly from Plaza de España in the center of Madrid.

Discounts of up to 60% all year. More info in the web.

Web: [English](#) / [Spanish](#)

8. OTHER CITIES AROUND MADRID

If you are staying longer in Spain, you might want to visit some other important and beautiful cities very near Madrid, (1-2 hours away):

Alcalá de Henares: The university, the cathedral and the house of Cervantes are rounded by a lot of bars where you can have cañas and tapas. Getting there takes around half an hour.

Toledo: medieval city to the south of Madrid, where a mixture of Christians, Muslims and Jewish lived in peace in the Middle Age. Cathedrals, mosques and synagogues with a modern "Alcázar" (castle) can be seen there. You can go there by train, bus or car in around 1 hour.



Segovia: city in the northwest of Madrid. The most famous monument is the Roman Aqueduct, the cathedral and the "Alcázar". If you go there, you have to taste "cochinillo" (pork), lamb and big beans. You can go there by train, bus or car in 1 hour. On the way to Segovia, you can visit the Royal Palace of La Granja and see the "Sierra" of Madrid.

Aranjuez: small city in the south of Madrid. There you can find the Royal Palace of Aranjuez, with excellent gardens. You can go there by train, bus or car in about 1 hour.

Ávila: a medieval city rounded by Roman walls; plenty of churches and narrow and winding streets. There you can taste the "chuletón" (big steak) of beef. You can get there by train, bus or car in more or less 1 hour.

Salamanca: city in the north of Madrid. This University City has plenty of undergraduate life and fun. You can visit the two cathedrals, the University, and a lot of Renaissance palaces. Going there by car, train or bus takes about 2 hours.



Can you see the frog? ->



9. FOOD AND DRINK

Restaurants and food market

Probably most of you have heard of "tapas" but aren't quite sure what this really means. "Tapa" simply refers to a small plate of food (Its larger version, "ración", is much better for sharing with a large group).

"Ir de tapas" (going out for tapas) is a dynamic activity which consists of hopping from bar to bar having some drinks, usually a glass of beer ("caña") or wine, and trying out a little of everything. Don't expect to sit down to eat! The most popular types of wine are red (featuring "Ribera", "Rioja", "Toro"...varieties), white ("Rueda" and "Albariño") and rosé ("Cigales" and "Ribera").

One of the most famous places to have some "tapas" is in the "**Cava de San Miguel**" (near Plaza Mayor), and it is called **Mercado de San Miguel** (*Plaza San Miguel S/N*). In this place, you will have many different options in the same building. This place is quite expensive (2-3€ per tapa) but the quality is the best! Also **Mercado de San Ildefonso** (*Calle de Fuencarral, 57*) or **Mercado de San Antón** (*Calle de Augusto Figueroa, 24B*) are nice places for visiting and eating.

Around the city centre and on **Latina neighborhood** (Metro: La Latina: L5) you can find a lot of bars that serve tapas. In the surroundings of **Plaza Mayor** you might also want to try one of the most typical dishes to take away: "Bocadillo de calamares" (Fried Calamari Baguette). Almost every bar on the street would have this on his offers!

These are some recommended restaurants:

Alfredo's Barbacoa

(one of the best burgers in Madrid)
Address: Calle de Lagasca, 5
Phone: +34 915 766 271
Metro: Retiro (L2)
Food: Burger

Casa Mingo

Address: Paseo de la Florida, 34
Phone: +34 915 477 918
Metro: Príncipe Pío (L6,L10)
Food: tapas, rations, Asturian food

Rocambolesc.

Address: 7th Floor CC El Corte Inglés. Calle Serrano, 52. Madrid
Web: [Only Spanish](#)
Metro: Serrano (L4)
Food: Ice cream – 3 star Michelin

La Gata Flora

Address: Calle San Vicente Ferrer, 33
Phone: +34 915 212 792
Metro: Tribunal (L1,L10)
Food: Italian-Argentinian food

La Bola

Address: Calle Bola 5,
Phone: +34 915 476 930
Metro: Opera (L5)
Food: Cocido Madrileño (Stew)

XELAVID.

Address: C/ Barbieri 20 Madrid
Tel.: 910 075 996 – 640 109 1 75
Web: madrid@xelavid.com
Metro: Chueca (L5)
Food: Modern Food



Typical food

Here you are some suggested tapas...



Jamón Ibérico. It is mandatory to try it.



Patatas bravas: fried potatoes with spicy sauce



Huevos Rotos: chips with fried eggs and some meat: jamón, chorizo...



Chapas: fried mushrooms filled with vegetables or meat



Pluma ibérica: delicious grilled pork



Croquetas: with jamón, morcilla, mushrooms... delicious

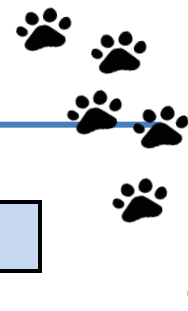
... and some traditional dishes.

Cocido Madrileño: One of the most popular recipes in Madrid, you can't leave Madrid without trying it. Contains Chickpeas, sausage, bacon, potatoes & cabbage cooked in a low fire.



Callos a la Madrileña: Sheep's stomach with tomato and several spices.





10. OTHER LEISURE ACTIVITIES

Escape rooms

These are the top 8 Escape Rooms in Madrid. Would you dare get into one of them?

ParaPark Madrid. Manzana, 15. **Tfn.:** 601 184 952. **Groups:** 2 to 5 people. **Price:** 47 €/team.

Fox in a Box. Infantas, 25. **Tfn.:** 691 666 715. **Groups:** 2 to 6 people. . **Price:** from 15 €/pax

Exit Game Madrid. Caracas, 15. **Tfn.:** 910 161 209. **Groups:** 2 to 5 people. **Price:** 45 €/team.

Escape Room Madrid. Orense, 4. **Tfn.:** 917 034 102. **Groups:** 2 to 5 people. **Price:** 20 €/pax

Enigma Exprés. Plaza Condesa de Gavia, 3. **Tfn.:** 629 967 107. **Groups:** 2 to 5 people. **Price:** 54 €/team..

The X Door. Gran Vía, 16. **Tfn.:** 638 003 013 **Groups:** 12 to 16 people. **Price:** 12 €/pax.

La Criatura. **Tfn.:** Adress: Unknown!! Tfn: 630 263 172. **Groups:** 2 to 5 people. **Price:** 47 €/team.

The Rombo Code. Fernández de los Ríos, 70. **Tfn.:** 917 569 351. **Groups:** 2 to 10 people. **Price:** 48 €/team.

Pokemon go

Do you enjoy cacthing pokemons? The game is definetly live in Madrid. Many pokemon trainers meet to go catching together or joining for a raid. Recommended areas:

- Retiro Park - Metro Retiro (L2), Atocha (L1), Atocha Renfe (L1) and Ibiza (L9)
- Madrid Rio - Metro Principe Pío (L6, L10)
- Parque del Oeste – Metro Moncloa (L3, L6)

There are maps (www.pokemad.es). Join us!

Sports and spectacles

Madrid has many theaters. Check them in Gran Vía street. You can also see some nice sport games:

- Real Madrid vs. Panatinaikos (Basketball) – 8th March ([web](#))
- Harry Potter Exhibition ([web](#)) – IFEMA
- Nada es Imposible – Mago Pop ([web](#))
- El Rey León (The Lion King) ([web](#))





11.NIGHTLIFE

Madrid is a city where you can party every day of the week! The most usual days to go out are Thursdays, Fridays and Saturdays but there are a lot of tourists and students in Madrid that go out every day. These are the most famous zones to have a drink:

La Latina: typical for having beers and tapas. It is a good option for weekend morning and afternoon also! Includes the streets of Cava Baja, Cava Alta, Humilladero Square, La Paja Square and surrounding streets.

Metro: La Latina (L5).

Manuela Malasaña - Tribunal: Including Manuela Malasaña Street, La Palma Street, Fuencarral Street, 2 de Mayo Square and surrounding streets, is an alternative zone for having cañas, tapas and cocktails.

Metro: Tribunal (L1,L10), Bilbao (L1,L4).

Moncloa-Argüelles: including the streets around these two Metro stations, it is usually crowded with university students. Although you can also have dinner in this zone, it is better for drinking beer and cocktails.

Metro: Moncloa (L3,L6) and Argüelles (L2,L4,L6)

Chueca: this funny zone has increased its fame since a lot of artists have gone there for living. Small, cheap and alternative bars are placed around Chueca Square. It is also the gay quarter.

Metro: Chueca (L5)

12.LOCAL GAME STORES

In Madrid there are many local gaming stores, both in the city and in the province, and some of them are really great. In this guide we have collected only the most important ones in the city.

Júpiter Juegos

C/ Manuel Silvela, 8

Metro: Bilbao (L1,L4), Alonso Martínez (L4,L10)

Phone Number: 91 758 25 63

Web: www.jupiterjuegos.com

Ítaca Freak Shop

C/ Andrés Mellado 38

Metro: Moncloa (L3, L4, L6), Argüelles (L4, L6)

Phone Number: 91 523 81 21

Web: www.tiendaitaca.com

Metrópolis Center

C/ Espejo, 9

Metro: Ópera (L5)

Phone Number: 91 541 66 87

Web: www.mtgmtrópolis.com

Generación X (Elfo)

C/ Elfo, 98

Metro: Pueblo Nuevo (L5), Quintana (L5)

Phone Number: 913675380

Web: www.generacionx.info





13.CREDITS

Authors:

Antonio José Rodríguez Jiménez
Sandra Regalado Marcos

Specials Thanks:

To Irene Sastre Iglesias, Jesús Barrera and Lucía González for their contributions.

Contacts:

Antonio José Rodríguez Jiménez
Contact Phone: +34 667740038
Email: antonio.j.rodriguez.j@gmail.com

Sandra Regalado
Contact Phone: +34 654099159
Email: sandra87@gmail.com

Sergio Pérez Marcos
Contact Phone: +34 630482286
Email: sergioperezmarcos@gmail.com

Some sections have been made by adapting some contributions from previous travel guides. Thanks to the authors of those guides: Sandra Regalado, Maxim Antipov, Kepa Arrieta, José Tamargo, Christian Busquiel and Joaquín Pérez

"Feel free to share this travel guide in any website"

